www.burlingtonwa.gov

Next Ordinance No. 1897
Next Resolution No. 11-2020

CITY COUNCIL AGENDA
7:00 p.m. November 24, 2020

MEETING TO BE HELD REMOTELY
VIA TELEPHONE: 1-774-777-4255
CONFERENCE ID No.: 589-8786

CALL TO ORDER: Mayor Sexton
Council Members: Aslett, Chaplin, J. DeGloria, R. DeGloria, Green, Loving, and Stavig
Staff: Blaine, Burwash, Dempsey, Erickson, Hampton, Hawes, B. Johnson, L. Johnson, Jongsma, Luvera, Morrison, Pulst, Rabenstein, Schwetz, Stewart, Toth, Ward, and Young.

MINUTES: City Council Meeting November 12, 2020

AUDIT OF BILLS:

PUBLIC COMMENTS:

COUNCIL COMMENTS:

MAYOR'S UPDATE:

PROCLAMATION:

SPECIAL PRESENTATION:

COMMITTEE & BOARD REPORTS:

OFFICERS REPORTS:

UNFINISHED BUSINESS:

CONSENT AGENDA:

NEW BUSINESS:

1) Public Hearing on 6 Year Transportation Improvement Program
2) Public Hearing on 2021 Budget
3) Ordinance Deferring the 2% Water Utility Tax for the Year 2021
4) Year 2021 Property Tax Levy
5) Resolution Adopting 2021 CIP
6) 2020 Budget Amendment #3
7) Ordinance amending BMC Section 2.52.020- Required Officials' Bonds
8) Paramedic Internship Agreement with National Medical Education & Training Center
9) Two Appointments to the Parks Board

DISCUSSION:

FUTURE WORKSHOP:

EXECUTIVE SESSION:

ADJOURNMENT:

MEETINGS:

1) AUDIT & FINANCE COMMITTEE: Tuesday **November 24, 2020** 4:00 p.m.
MEETING TO BE HELD REMOTELY
VIA TELEPHONE: 1-774-777-4255
CONFERENCE ID No.: 589-8786

DUE TO THE COVID-19 PANDEMIC, AS OF MARCH 20, 2020, ALL OTHER COUNCIL COMMITTEE MEETINGS ARE SUSPENDED UNTIL EMERGENCY PROCLAMATION 2020-03 HAS BEEN RESCINDED, OR UNTIL FURTHER NOTICE

Next Regular Council Meeting: Thursday, December 10, 2020 *Americans with Disabilities Act Accommodations Provided upon Request*

FUTURE COUNCIL AGENDA

City Council Meeting of December 10, 2020

Council Study Session 6PM – Homeless Mitigation Project

2021 Mayor Pro Tem and 2021 Council Committee Assignments

Update on Private Development in the City – Highlighting a Current Project – Comm. Dev Director

Revision to Historical Commission Membership

Public Hearing/Ordinance – East-West Connector Road Eminent Domain

Design Contract Award – Costco/Hopper Lane Addition

Resolution Accepting Planning Commission Recommendation for Transportation Element of Comprehensive Plan

Resolution Accepting Planning Commission Recommendation for Parks & Recreation Element of Comprehensive Plan

Ordinance Requiring Fiber Infrastructure Installation for All New Construction

Telecommunication Franchise Agreement with Skagit County – City Use of County Right-of-Way

Update on Fiber Final Foot Connection Program

Revising Cemetery Fees – Discussion Only

Revising Park and Recreation Fees – Discussion Only

Revised ISP Master Agreement – Discussion Only

Bid Award for SCBA Filling Station Replacement

Appointment to the Parks Board

City Council Meeting of December 22, 2020

Meeting Cancelled

City Council Meeting of January 14, 2021

Presentation of Parks Board Preferred New Park Signage Design

Update on City Wide Development Projects Under Construction – PW Director

Revised ISP Master Agreement

Public Hearing – Comcast Franchise Agreement

Comcast Franchise Agreement

Public Hearing – 2020 Revisions to Comprehensive Plan

Resolution Accepting the Planning Commission Recommendations for the Utilities and Capital Facilities Element Revisions to the Comprehensive Plan

Presentation of Sidewalk Mapping Project and Sidewalk Condition Mapping

Revision of Fiber Fees – Discussion Only

Ordinance Revising Park and Recreation Fees – Discussion Only

Ordinance Revising Cemetery Fees

City Council Meeting of January 28, 2021

Presentation – Mapping of City Streets and Sidewalks – overall condition and quality

Presentation – Preliminary Year-End 2020 Financial Results

Update on Private Development in the City – Highlighting a Current Project – Comm. Dev Director

Public Hearing – Cascade Natural Gas Franchise Agreement

Cascade Natural Gas Franchise Agreement

2021 City Council Retreat Discussion – Scope, Location, and Date

Ordinance Revising Fiber Fees

Ordinance Adopting the Revised Burlington Comprehensive Plan

Bid Award – City Fuel Supply

Revision to Transportation Impact Fees – Discussion Only

Ordinance Revising Parka and Recreation Fees

February 11, 2021 Council Meeting

Update on City Wide Development Projects Under Construction – PW Director

Ordinance Revising Park Impact Fees

Contract for Fire Hall Architectural Services

Contract for Carnegie Library Architectural Services

Possible Revisions to Fire, Park, and Transportation Impact Fees – Discussion of Process

February 25, 2021 Council Meeting

Update on Private Development in the City – Highlighting a Current Project – Comm. Dev Director

Presentation of Parks Board 2021 PROS Plan Park Improvement Prioritization

March 11, 2021 Council Meeting

Update on City Wide Development Projects Under Construction – PW Director

Review of Year End 2020 Current Expense Fund Results

March 25, 2021 Council Meeting

Update on Private Development in the City – Highlighting a Current Project – Comm. Dev Director

Update on Fiber Final Foot Connection Program

Return to Agenda

November 2020

November 2020

Su	Mo	Tu	We	Th	Fr	Sa
1	2	3	4	5	6	7
8	9	10	11	12	13	14
15	16	17	18	19	20	21
22	23	24	25	26	27	28
29	30					

December 2020

Su	Mo	Tu	We	Th	Fr	Sa
		1	2	3	4	5
6	7	8	9	10	11	12
13	14	15	16	17	18	19
20	21	22	23	24	25	26
27	28	29	30	31		

SUNDAY	MONDAY	TUESDAY	WEDNESDAY	THURSDAY	FRIDAY	SATURDAY
Nov 1	2	3 6:00pm Library Board (Telephonic)	4	5	6	7
8	9	10 4:00pm SUSPENDED: Public Safety Committee (Public 5:30pm Parks Board; Telephonic (Parks &	11	12 4:00pm Audit & Finance Committee (Telephonic) 7:00pm Council Meeting; Telephonic	13	14
15	16	17 4:00pm SUSPENDED: Public Works Committee (Engineering Conf Room)	18 1:00pm SUSPENDED: SKAT Board (Burlington City Hall) 5:30pm SUSPENDED: Planning Commission	19 6:00pm Budget & Finance Council Workshop (Telephonic)	20	21
22	23	24 4:00pm Audit & Finance; Telephonic (City Hall) 7:00pm Council Meeting ; Telephonic	25 9:00am SUSPENDED: Downtown Burlington Association (Visitor Information Center/Chamber of	26	27	28
29	30	Dec 1	2	3	4	5

December 2020

December 2020

Su	Mo	Tu	We	Th	Fr	Sa
		1	2	3	4	5
6	7	8	9	10	11	12
13	14	15	16	17	18	19
20	21	22	23	24	25	26
27	28	29	30	31		

January 2021

Su	Mo	Tu	We	Th	Fr	Sa
					1	2
3	4	5	6	7	8	9
10	11	12	13	14	15	16
17	18	19	20	21	22	23
24	25	26	27	28	29	30
31						

SUNDAY	MONDAY	TUESDAY	WEDNESDAY	THURSDAY	FRIDAY	SATURDAY
Nov 29	30	Dec 1 6:00pm Library Board (Telephonic)	2	3	4	5
6	7	8 4:00pm SUSPENDED: Public Safety Committee (Public 5:30pm Parks Board ; Telephonic (Parks &	9	10 4:00pm Audit & Finance Committee (Telephonic) 7:00pm Council Meeting ; Telephonic	11	12
13	14	15 4:00pm SUSPENDED: Public Works Committee (Engineering Conf Room)	16 1:00pm SUSPENDED: SKAT Board 5:30pm SUSPENDED: Planning Commission 7:00pm Planning	17 6:00pm Budget & Finance Council Workshop (Telephonic)	18	19
20	21	22	23 9:00am SUSPENDED: Downtown Burlington Association (Visitor Information Center/Chamber of	24 4:00pm Audit & Finance; Telephonic (City Hall) 7:00pm Council Meeting ; Telephonic	25	26
27	28	29	30	31	Jan 1, 21	2

Return to Agenda

November 12, 2020

MEETING HELD TELEPHONICALLY DUE TO THE COVID-19 PANDEMIC

Mayor Steve Sexton called the meeting to order at 7:00 p.m. with the Pledge of Allegiance. Council members present: Bill Aslett, Keith Chaplin, J. DeGloria, R. DeGloria, Scott Green, Chris Loving and James Stavig. Staff present: Kelly Blaine, Janice Burwash, Brian Dempsey, Geoff Hawes, Brad Johnson, Leif Johnson, Mike Luvera, Kristen Morrison, Katie Olafson, Marv Pulst, Jennifer Ruhland, Jim Rabenstein, Travis Schwetz, Rob Toth, Greg Young, Sarah Ward and Mickey Zitkovich.

MINUTES:
A motion was made to approve the minutes of the October 22, 2020 Council meeting by **Councilors Chaplin/Aslett.** All in favor; motion carried.

AUDIT OF BILLS:
Councilor Aslett discussed the Audit and Finance Committee meeting, wherein bills were reviewed, and noted the following bill: a $137,000 clarifier for the Sewer plant. **Aslett** also commented on a $5,000 purchase for repair work on a police vehicle, sharing that while the amount spent was appropriate for the work received, council should be mindful when reevaluating the life span of equipment for the ER&R schedule.

A motion was made by **Councilors Aslett/Green** to approve Accounts Payable invoices to be paid as of November 12, 2020 in the amount of $325,376.04, and Payroll Expenses for Pay Period Ending October 15, 2020 in the amount of $676,236.06 and Pay Period Ending October 31, 2020 in the amount of $482,544.50. All in favor; motion carried.

PUBLIC COMMENTS:
City Attorney Leif Johnson stated that a public comment has not been submitted.
L. Johnson stated that members of the public may submit comments or questions by mail to City Hall at 833 S. Spruce Street, ATTN: Greg Young or by email to badministration@burlingtonwa.gov, as the City still cannot by law, hold in-person meetings.

COUNCIL COMMENTS:
Councilor Chaplin spoke about the COVID rates skyrocketing across the country as well as in our county and encouraged everyone to wear a mask and continue to act safely.

MAYOR'S UPDATE:
Mayor Sexton shared he had made the decision to close City Hall to the public for the health and safety or the community as well as staff.

November 12, 2020

SPECIAL PRESENTATION:

Mayor Sexton introduced **Court Administrator Mickey Zitkovich** to begin the discussion regarding the possible implementation of a community court program for the City of Burlington. **Zitkovich** introduced **Community Court Coordinator Carol Lorenzo** and **Skagit County District Court Commissioner Jennifer Hawson**. **Hawson** gave a brief overview of the community court program and shared the City of Burlington would be a very welcome addition. **Hawson** shared community court is a diversion program that connects individuals with low level, non misdemeanor crimes with resource services to prevent repeat offenses and lighten the financial burden and impact on the criminal justice system as well as first responders. **Lorenzo** shared the Skagit County Community Court Program was one of seven recipients nationwide to receive a grant to help fund this program. The total amount of the grant received was just under $400,000 with the county matching $100,000 bringing the total funding of this program to about $500,000 for a two-year program. The total cost for Burlington to participate in this program would be $10,833 for a 9-month period. **Councilor Joe DeGloria** spoke in favor of this program and asked if this program would hold people accountable for the offense committed. **Hawson** shared that under this program the individual being charged would be required to sign a contract stating they would adhere to whatever requirements the assessment deems appropriate. This program not only address accountability but also raises the bar. **Councilor Stavig** spoke in favor of this program and asked what the consequences were if the individual did not follow through with this program. **Hawson** discussed a staggering path of consequences set in place if this were to happen all of which are focused on behavior modifications. Further discussion was held on this topic. **Mayor Sexton** thanked everyone for their participation in this discussion. **J. DeGloria** shared he would like to see this item on a future agenda. **Councilor Aslett** shared he would like the City of Burlington to reach out to Sedro-Woolley about their participation in this program.

PROCLAMATION:

No Proclamation.

COMMITTEE & BOARD REPORTS:

No Committee & Board Reports

OFFICERS REPORTS:

City Administrator Greg Young introduced **Public Works Director Marv Pulst**. **Pulst** spoke about a grant that was applied for to implement a rail over crossing. Many hours were spent working on this grant involving research and pertinent information to make this grant a success. The City of Burlington application for this grant made it through all 4

stages of the selection process but was ultimately not awarded. **Pulst** had the opportunity to meet with a few members of the selection committee and was able to obtain feedback on how to improve the application for a future submittal. **Pulst** shared that he was optimistic about applying for this grant again in spring of next year.

Library Director Sarah Ward was thrilled to share that two full-time Recreation staff members were able to return to work, helping with a project in the Finance Department. **Ward** also shared that the library was looking forward to slowly start reopening in phases but feels at this time all reopening plans will be paused for the health and safety of the community and staff. **Councilor J. DeGloria** asked what project was being worked on in the Finance Department. **Ward** shared the project has been a long overdue organizational project involving cemetery records. **Councilor Aslett** shared his appreciation of the innovative ways the library has made access available to the community specifically noting the children activities and the recent partnership with the school districts.

UNFINISHED BUSINESS:

Agreement with Tuttle Engineering – East-West Connector Engineering Services

Public Works Director Marv Pulst explained that planned and funded is a new roadway connecting Burlington Blvd with Walnut Street. The new arterial roadway will extend from the existing traffic signal at Costco Drive and Burlington Blvd east to Walnut Street bisecting undeveloped properties east of Burlington Blvd. The traffic signal at the entrance/exit to Costco is key for accessing the undeveloped properties and must be modified extensively. Currently, the signal serves only one property to the east, Skagit Cycle Center. However, its access point and the Costco entrance are offset requiring a split phase operation of the signal which impacts mobility and safety on Burlington Blvd. The signal provides the only safe and efficient means of accessing Skagit Cycle as well as the undeveloped 8 acres. In addition this project will bring economic growth to the community, it will lessen the traffic demand on Burlington Blvd, enhance safety on Burlington Blvd through access management, improves safety at the existing Costco traffic signal and improves mobility within the city. This project will also include bike lanes and sidewalks on each side. Staff solicited for engineering services for design of the new road connector. Tuttle Engineering was chosen based upon their qualifications, experience and their fee proposal was negotiated for $293,941.00. **Councilor Loving** spoke against this this project and shared he would like to see other projects with more pressing concerns take place. **Councilor Chaplin** spoke in favor of this project and was pleased to see that this contract would be awarded to a Burlington Firm.

A motion was made by **Councilors Aslett/Stavig** to approve and Agreement with Tuttle Engineering for roadway design and preparation of a construction bid package for the

new aterial street and authorize the Mayor's signature. **Councilors Aslett/Chaplin/R.DeGloria/Stavig** in favor; **Councilors Green/J. DeGloria/Loving** opposed. Motion carried.

NEW BUSINESS:

Public Hearing on 2021 Budget

Finance Director Joe Stewart explained state law requires that cities follow a standard budget adoption calendar annually that sets out the timelines for not only budget adoption (prior to yearend) but the requirement to hold a Public Hearing in advance of adopting the budget so interested citizens can have a voice in the next year's budget. Tonight, we will hold the required public hearing with the adoption of the 2021 budget scheduled for a future council meeting. **Mayor Sexton** opened the public hearing. No public comments were presented. A motion to close the public hearing was made by **Councilors Aslett/Loving**.

Public Hearing on 2021 Property Tax

Finance Director Joe Stewart explained the City needs to set next year's property tax assessment in time for it to be sent to the County for inclusion on the tax rolls. Prior to the Council decision on the preferred property tax assessment for 2021, we are required to hold a public hearing to gain insight from interested citizens. **Mayor Sexton** opened the public hearing. No public comments were presented. A motion to close the public hearing was made by **Councilors Green/J. DeGloria.**

Washington Paid Family & Medical Leave Act & Supplemental Benefits

Kristen Morrison, Human Resources & Administrative Manager explained Washington State's Paid Family & Medical Leave (PFML) system was effective January 1, 2020. The State's PFML allows anyone working a minimum of 820 hours to take leave for a qualifying event for themselves or family member, for up to 12 weeks in most cases. PFML pays a benefit of up to 90% of wages, with the year 2020 weekly cap set at $1,000. Per PFML regulations, an employer can elect to offer supplemental benefits, which are defined as a payment from an employer to an employee to make up the difference between their regular wage and the benefit paid by Paid Family and Medical Leave. The supplemental benefit can be provided in a variety of ways, including drawing down a bank of paid time off (PTO) to use as a supplemental benefit in order to "top off" their employee's benefit payment. The City has the option to provide supplemental benefits in the form of a "top-

off", which would not provide additional payments or salary contributions to any employee—this would only give an employee the ability to draw down their leave banks during a qualifying event, for which they are receiving PFML benefits. A proposed supplement to the City's personnel policy has been included for review, along with the proposed resolution in order to formalize the process of PFML and related supplemental benefits, which are currently not addressed in the City's personnel policy. **Councilor Stavig** asked if there was a cap on the number of hours that employees could take per pay period. **Morrison** shared that employees would not be able to use more hours than they would usually accrue during a normal pay period. **Councilor J. DeGloria** verified that this would be allowing the employee flexibility with using their own time. **Morrison** explained this would allow the employee to use their own time as well as state benefits.

A motion was made by **Councilors Stavig/Chaplin** to approve the resolution defining the City process of and supplemental benefits related to the Washington Paid Family Medical Leave Act and authorize the Mayor to sign. All in favor; motion carried.

Development Briefing

City Administrator Greg Young explained to ensure Council is aware of current development trends and issues, Community development will be providing monthly briefings to Council. Each briefing will feature a single project that illustrates the types of development occurring in the community. **Community Development Director Brad Johnson** gave a project summary of townhomes being constructed on Fairhaven Ave. **Councilor Chaplin** spoke in favor of this project and was excited about future locations for similar types of development. **Councilor Stavig** appreciated the update and looks forward to future updates.

2021 Lodging Tax Advisory Committee Grant Award Recommendations

City Administrator Greg Young explained Annually the City convenes the Lodging Tax Advisory Committee for the purpose of reviewing grant applications and formulating recommendations to the City Council for awards to be given in the subsequent year. The Lodging Tax Advisory Committee is made up of various hoteliers and others involved in the tourism industry. In this year of COVID, many of the tourism events and activities for which the Lodging Tax monies are intended to advertise and support did not occur. For this reason, only about half of the awarded funds have been spent. As a result, the approach the Committee took this year varied from the normal call for applications,

reviews, and award recommendation cycle. This year it was decided to not call for new applications but rather consider either rolling over the 2020 awards to serve the same purposes in 2021 or alternatively, consider changes requested by specific grantees to alter how the 2020 awards were to be expended. When the Committee met, 14 of the 17 recipients chose to ask for their 2020 awards to be rolled over to 2021, two recipients asked to be allowed to alter how a portion of their awards are to be spent, and one recipient did not ask for an award in 2021. Of the two awardees who asked the Committee to approve alternative uses for their funds, the Rush Cup asked that $3,500 or their $9,000 year 2020 award be reprogramed into additional advertising in 2021 and the Lincoln Theatre requested that $10,457 of their $12,000 year 2020 award be allowed to be expended as part of their capital project to remodel the theatre lobby to mitigate for COVID-19 and generally improve the attendees experience. **Councilor Aslett** removed himself from this decision sharing that he was personally connected to one of the organizations in consideration.

A motion was made by **Councilors Chaplin/R. DeGloria** to approve the 2021 Lodging Tax Awards and direct staff to incorporate them into the 2021 budget. All in favor; Motion carried.

Potential Use of CARES Money for PUD

City Administrator Greg Young explained As noted at our last Council meeting, the PUD has asked the City to consider sending some of our CARES money to the PUD so they can write off selected Burlington water customers whose accounts are greater than 60 days overdue. In addition to being behind in their water bill, there would need to be a statement completed attesting to the fact that the current Pandemic has effected the ability of the customer to pay their water bill and any pay off of past-due bills will be capped at $400 per customer. The last time I spoke to the PUD Manager, the total outstanding bills totaled a little over $10,000. After our last meeting, the Council asked me to contact the PUD and ascertain how many Burlington customers are past due. I found out that the number is changing as certain customers pay off their balances – either in full or in-part, while other customers enter the 60- days overdue classification over time. I was able to verify that the qualification of customers and the routing of the money will go through Community Action of Skagit County so should we decide to participate in this program, our monies would go to Community Action and not directly to the PUD.

Council shared they would not like to participate in this program. **Young** shared he would pass council's decision along to PUD.

DISCUSSION
No Discussion.

EXECUTIVE SESSION:
City Attorney Leif Johnson stated that there will be an executive session held pursuant to RCW 42.30.110 to discuss with legal counsel representing the agency matters relating to agency enforcement actions, or to discuss with legal counsel representing the agency litigation or potential litigation to which the agency, the governing body, or a member acting in an official capacity is, or is likely to become, a party, when public knowledge regarding the discussion is likely to result in an adverse legal or financial consequence to the agency.

Johnson stated that there would be a 10-minute break, so the executive session will be held at 9:00 p.m., and is expected to last forty-five minutes, with no action expected at the end of the executive session.

ADJOURNMENT:
Mayor Sexton adjourned the meeting at 9:45 p.m.

Joe Stewart Finance Director	Steve Sexton Mayor

Return to Agenda

ITEM #: 1

CHECK ONE:

NEW BUS. X

OLD BUS. _____

AGENDA ITEM

Council Date: November 24, 2020 Subject: 6-Year Transportation Improvement Program

Submitted By: Marv Pulst, Public Works Director

Attachments: Program

Resolution

Public Hearing Required: YES (X) NO ( )

HISTORY AND SUMMARY

This is a public hearing to adopt "a perpetual six-year plan for coordinated transportation program expenditures" (RCW 35.77.010). This plan is utilized as a programming tool by local government and planning organizations. The Federal Highway Administration uses this to authorize federally funded projects. Cities are required annually to submit this plan to WSDOT.

ALTERNATIVES CONSIDERED

This program can be revised at any time, following a public hearing, by a majority of the Council. Maintenance projects may be added, but program is typically used for selecting projects for grant opportunities.

CURRENT AND FUTURE BUDGET RAMIFICATIONS

Currently budgeted this year is the design phase of the E-W connector road.

LEGAL ASPECTS – LEGAL REVIEW

No legal issues have been identified.

STAFF RECOMMENDATION

Approve resolution approving 2021 – 2026 Transportation Improvement Program.

SUGGESTED COUNCIL MOTION LANGUAGE

Motion to approve resolution approving the 2021 – 2026 Transportation Improvement Program and authorize the Mayor's signature.

Washington State Department of Transportation

Six Year Transportation Improvement Program
From 2021 to 2026

Agency: Burlington

County: Skagit

MPO/RTPO: SCOG Y Inside N Outside

Functional Class	Priority Number	A. PIN/Project No. C. Project Title D. Road Name or Number E. Begin & End Termini F. Project Description	B. STIP ID G. Structure ID	Hearing	Adopted	Amendment	Resolution No.	Improvement Type	Utility Codes	Total Length	Environmental Type	RW Required
17		Burlington East West Connector Burlington Blvd to S Walnut St New roadway connecting Burlington Boulevard with South Walnut Street and installation of associated utilities; stormwater, bike lanes,water, sewer, lighting, sidewalk, curb, and gutter.	WA-08784	11/24/20	11/24/20			01		0.200	CE	Yes

Funding

Status	Phase	Phase Start Year (YYYY)	Federal Fund Code	Federal Funds	State Fund Code	State Funds	Local Funds	Total Funds
S	CN	2021		0	TIB	2,668,317	430,000	3,098,317
			Totals	**0**		**2,668,317**	**430,000**	**3,098,317**

Expenditure Schedule

Phase	1st	2nd	3rd	4th	5th & 6th
ALL	3,098,317	0	0	0	0
Totals	**3,098,317**	**0**	**0**	**0**	**0**

Washington State Department of Transportation

Six Year Transportation Improvement Program
From 2021 to 2026

Agency: Burlington
County: Skagit
MPO/RTPO: SCOG Y Inside N Outside

Functional Class	Priority Number	A. PIN/Project No. C. Project Title D. Road Name or Number E. Begin & End Termini F. Project Description	B. STIP ID G. Structure ID	Hearing	Adopted	Amendment	Resolution No.	Improvement Type	Utility Codes	Total Length	Environmental Type	RW Required
16		Fairhaven SR20 Entrance Roundabout Fairhaven to Burlington Blvd Improve the intersection at Fairhaven Avenue and Burlington Boulevard with roundabout and update to current urban standard.	WA-08053	11/24/20	11/24/20			04		0.100	CE	Yes

Funding

Status	Phase	Phase Start Year (YYYY)	Federal Fund Code	Federal Funds	State Fund Code	State Funds	Local Funds	Total Funds
P	ALL	2023	STP	2,000,000	TIB	500,000	500,000	3,000,000
			Totals	**2,000,000**		**500,000**	**500,000**	**3,000,000**

Expenditure Schedule

Phase	1st	2nd	3rd	4th	5th & 6th
ALL	3,000,000	0	0	0	0
Totals	**3,000,000**	**0**	**0**	**0**	**0**

Washington State Department of Transportation

Six Year Transportation Improvement Program
From 2021 to 2026

Agency: Burlington

County: Skagit

MPO/RTPO: SCOG Y Inside N Outside

Functional Class	Priority Number	A. PIN/Project No. C. Project Title D. Road Name or Number E. Begin & End Termini F. Project Description	B. STIP ID G. Structure ID	Hearing	Adopted	Amendment	Resolution No.	Improvement Type	Utility Codes	Total Length	Environmental Type	RW Required
00		Gardner Road Improvements Gardner Rd Rio Vista Ave to SR20 Improve to current urban standard to include curb, gutter, sidewalks in accordance with low impact design features.	WA-02488	11/24/20	11/24/20			04		0.330	CE	No

Funding

Status	Phase	Phase Start Year (YYYY)	Federal Fund Code	Federal Funds	State Fund Code	State Funds	Local Funds	Total Funds
P	ALL	2025		0	TIB	1,300,000	500,000	1,800,000
			Totals	**0**		**1,300,000**	**500,000**	**1,800,000**

Expenditure Schedule

Phase	1st	2nd	3rd	4th	5th & 6th
ALL	1,800,000	0	0	0	0
Totals	**1,800,000**	**0**	**0**	**0**	**0**

Washington State Department of Transportation

Six Year Transportation Improvement Program
From 2021 to 2026

Agency: Burlington
County: Skagit
MPO/RTPO: SCOG Y Inside N Outside

Functional Class	Priority Number	A. PIN/Project No. C. Project Title D. Road Name or Number E. Begin & End Termini F. Project Description	B. STIP ID G. Structure ID	Hearing	Adopted	Amendment	Resolution No.	Improvement Type	Utility Codes	Total Length	Environmental Type	RW Required
16		George Hopper Interchange Improvements - Phase 3 George Hopper Rd 0 to .50 Construction of NW partial cloverleaf SB onramp; bridge lane modifications	WA-07242	11/24/20	11/24/20			03		0.500		No

Funding

Status	Phase	Phase Start Year (YYYY)	Federal Fund Code	Federal Funds	State Fund Code	State Funds	Local Funds	Total Funds
P	CN	2026	STP	5,100,000		0	900,000	6,000,000
			Totals	**5,100,000**		**0**	**900,000**	**6,000,000**

Expenditure Schedule

Phase	1st	2nd	3rd	4th	5th & 6th
ALL	6,000,000	0	0	0	0
Totals	**6,000,000**	**0**	**0**	**0**	**0**

Washington State Department of Transportation

Six Year Transportation Improvement Program
From 2021 to 2026

Agency: Burlington
County: Skagit
MPO/RTPO: SCOG Y Inside N Outside

Functional Class	Priority Number	A. PIN/Project No. C. Project Title D. Road Name or Number E. Begin & End Termini F. Project Description	B. STIP ID G. Structure ID	Hearing	Adopted	Amendment	Resolution No.	Improvement Type	Utility Codes	Total Length	Environmental Type	RW Required
12		George Hopper Interchange Improvements, Phase 2 George Hopper Rd 0 to .50 Design of partial cloverleaf SB onramp	WA-05725	11/24/20	11/24/20			03		0.500	CE	No

Funding

Status	Phase	Phase Start Year (YYYY)	Federal Fund Code	Federal Funds	State Fund Code	State Funds	Local Funds	Total Funds
P	PE	2024	STP	770,000		0	130,000	900,000
			Totals	**770,000**		**0**	**130,000**	**900,000**

Expenditure Schedule

Phase	1st	2nd	3rd	4th	5th & 6th
ALL	900,000	0	0	0	0
Totals	**900,000**	**0**	**0**	**0**	**0**

Washington State Department of Transportation

Six Year Transportation Improvement Program
From 2021 to 2026

Agency: Burlington
County: Skagit
MPO/RTPO: SCOG Y Inside N Outside

Functional Class	Priority Number	A. PIN/Project No. C. Project Title D. Road Name or Number E. Begin & End Termini F. Project Description	B. STIP ID G. Structure ID	Hearing	Adopted	Amendment	Resolution No.	Improvement Type	Utility Codes	Total Length	Environmental Type	RW Required
00		Pease Road Reconstruction - Burlington Blvd to Anacortes Street to Upgrade street to city standards including sidewalks and drainage. Include utilities as appropriate.	WA-02483	11/24/20	11/20/20			04	C G P S T W		CE	No

Funding

Status	Phase	Phase Start Year (YYYY)	Federal Fund Code	Federal Funds	State Fund Code	State Funds	Local Funds	Total Funds
P	ALL	2026		0	TIB	1,200,000	300,000	1,500,000
			Totals	**0**		**1,200,000**	**300,000**	**1,500,000**

Expenditure Schedule

Phase	1st	2nd	3rd	4th	5th & 6th
ALL	1,500,000	0	0	0	0
Totals	**1,500,000**	**0**	**0**	**0**	**0**

Washington State Department of Transportation

Six Year Transportation Improvement Program
From 2021 to 2026

Agency: Burlington
County: Skagit
MPO/RTPO: SCOG Y Inside N Outside

Functional Class	Priority Number	A. PIN/Project No. C. Project Title D. Road Name or Number E. Begin & End Termini F. Project Description	B. STIP ID G. Structure ID	Hearing	Adopted	Amendment	Resolution No.	Improvement Type	Utility Codes	Total Length	Environmental Type	RW Required
16		Railroad Overpass Project to Construct Railroad Overpass - Design/Construction - Gilkey Road	WA-05724	11/24/20	11/24/20			01			EA	No

Funding

Status	Phase	Phase Start Year (YYYY)	Federal Fund Code	Federal Funds	State Fund Code	State Funds	Local Funds	Total Funds
P	ALL	2024	STP	15,000,000		0	0	15,000,000
			Totals	**15,000,000**		**0**	**0**	**15,000,000**

Expenditure Schedule

Phase	1st	2nd	3rd	4th	5th & 6th
ALL	15,000,000	0	0	0	0
Totals	**15,000,000**	**0**	**0**	**0**	**0**

Washington State Department of Transportation

Six Year Transportation Improvement Program
From 2021 to 2026

Agency: Burlington
County: Skagit
MPO/RTPO: SCOG Y Inside N Outside

Functional Class	Priority Number	A. PIN/Project No. C. Project Title D. Road Name or Number E. Begin & End Termini F. Project Description	B. STIP ID G. Structure ID	Hearing	Adopted	Amendment	Resolution No.	Improvement Type	Utility Codes	Total Length	Environmental Type	RW Required
17		Whitmarsh Road Rebuild Burl Blvd to Pease Rd Rebuild Whitmarsh roadway from Pease Rd to Burlington Blvd	WA-08057	11/24/20	11/24/20			03		1.040	CE	No

Funding

Status	Phase	Phase Start Year (YYYY)	Federal Fund Code	Federal Funds	State Fund Code	State Funds	Local Funds	Total Funds
P	ALL	2024		0	OTHER	6,000,000	1,000,000	7,000,000
			Totals	**0**		**6,000,000**	**1,000,000**	**7,000,000**

Expenditure Schedule

Phase	1st	2nd	3rd	4th	5th & 6th
ALL	7,000,000	0	0	0	0
Totals	**7,000,000**	**0**	**0**	**0**	**0**

Washington State Department of Transportation

Six Year Transportation Improvement Program
From 2021 to 2026

Agency: Burlington
County: Skagit
MPO/RTPO: SCOG Y Inside N Outside

Functional Class	Priority Number	A. PIN/Project No. C. Project Title D. Road Name or Number E. Begin & End Termini F. Project Description	B. STIP ID G. Structure ID	Hearing	Adopted	Amendment	Resolution No.	Improvement Type	Utility Codes	Total Length	Environmental Type	RW Required
04	1	/ 7298(001) George Hopper Road Signal Enhancements E George Hopper Rd Burlington Blvd to Costco Dr The project will improve traffic signal phasing, coordination and operations, improve signal visibility, and ADA accessibility.	WA-09298	11/24/20	11/24/20			04		0.250	CE	No

Funding

Status	Phase	Phase Start Year (YYYY)	Federal Fund Code	Federal Funds	State Fund Code	State Funds	Local Funds	Total Funds
S	CN	2021	HSIP	668,573		0	0	668,573
			Totals	**668,573**		**0**	**0**	**668,573**

Expenditure Schedule

Phase	1st	2nd	3rd	4th	5th & 6th
CN	668,573	0	0	0	0
Totals	**668,573**	**0**	**0**	**0**	**0**

Washington State Department of Transportation

Six Year Transportation Improvement Program
From 2021 to 2026

Agency: Burlington
County: Skagit
MPO/RTPO: SCOG Y Inside N Outside

Functional Class	Priority Number	A. PIN/Project No. C. Project Title D. Road Name or Number E. Begin & End Termini F. Project Description	B. STIP ID G. Structure ID	Hearing	Adopted	Amendment	Resolution No.	Improvement Type	Utility Codes	Total Length	Environmental Type	RW Required
03	1	Pease Rd Cascade Mall Nonmotorized Connection Burlington Blvd Cascade Mall Dr to Pease Rd Install nonmotorized trail along Burlington Blvd from Cascade Mall to Pease Rd. PE done under 7323(004).	WA-07782	11/24/20	11/24/20			28		0.150	CE	No

Funding

Status	Phase	Phase Start Year (YYYY)	Federal Fund Code	Federal Funds	State Fund Code	State Funds	Local Funds	Total Funds
S	CN	2022	TAP(US)	280,392		0	43,608	324,000
			Totals	**280,392**		**0**	**43,608**	**324,000**

Expenditure Schedule

Phase	1st	2nd	3rd	4th	5th & 6th
CN	0	324,000	0	0	0
Totals	**0**	**324,000**	**0**	**0**	**0**

Washington State Department of Transportation

Six Year Transportation Improvement Program
From 2021 to 2026

Agency: Burlington
County: Skagit
MPO/RTPO: SCOG Y Inside N Outside

Functional Class	Priority Number	A. PIN/Project No. C. Project Title D. Road Name or Number E. Begin & End Termini F. Project Description	B. STIP ID G. Structure ID	Hearing	Adopted	Amendment	Resolution No.	Improvement Type	Utility Codes	Total Length	Environmental Type	RW Required
03	2	SR20 Nonmotorized & Safety Improvements Alder St to Cascade Hwy Road Widening including stormwater improvements, utility relocation, lighting, sidewalks, bicycle wayfinding, and bike lanes	WA-12018	11/24/20	11/24/20			03		0.500	CE	Yes

Funding

Status	Phase	Phase Start Year (YYYY)	Federal Fund Code	Federal Funds	State Fund Code	State Funds	Local Funds	Total Funds
S	PE	2024	STP(US)	350,000		0	50,000	400,000
S	RW	2025	STP(US)	350,000		0	50,000	400,000
P	CN	2025	STP(US)	1,700,000		0	300,000	2,000,000
			Totals	**2,400,000**		**0**	**400,000**	**2,800,000**

Expenditure Schedule

Phase	1st	2nd	3rd	4th	5th & 6th
PE	0	0	0	400,000	0
RW	0	0	0	0	400,000
CN	0	0	0	0	2,000,000
Totals	**0**	**0**	**0**	**400,000**	**2,400,000**

Washington State Department of Transportation

Six Year Transportation Improvement Program
From 2021 to 2026

Agency: Burlington
County: Skagit
MPO/RTPO: SCOG Y Inside N Outside

Functional Class	Priority Number	A. PIN/Project No. C. Project Title D. Road Name or Number E. Begin & End Termini F. Project Description	B. STIP ID G. Structure ID	Hearing	Adopted	Amendment	Resolution No.	Improvement Type	Utility Codes	Total Length	Environmental Type	RW Required
04	7	George Hopper Interchange Improvements, Phase II George Hopper I-5 NB On Ramp to Burlington Boulevard Lane addition on East side of freeway including lighting and improving sidewalk	WA-10470	11/24/20	11/24/20			03		0.200	CE	No

Funding

Status	Phase	Phase Start Year (YYYY)	Federal Fund Code	Federal Funds	State Fund Code	State Funds	Local Funds	Total Funds
S	CN	2025	STP(US)	800,000		0	400,000	1,200,000
			Totals	**800,000**		**0**	**400,000**	**1,200,000**

Expenditure Schedule

Phase	1st	2nd	3rd	4th	5th & 6th
CN	0	0	0	0	1,200,000
Totals	**0**	**0**	**0**	**0**	**1,200,000**

Washington State Department of Transportation

Six Year Transportation Improvement Program
From 2021 to 2026

Agency: Burlington
County: Skagit
MPO/RTPO: SCOG Y Inside N Outside

Functional Class	Priority Number	A. PIN/Project No. C. Project Title D. Road Name or Number E. Begin & End Termini F. Project Description	B. STIP ID G. Structure ID	Hearing	Adopted	Amendment	Resolution No.	Improvement Type	Utility Codes	Total Length	Environmental Type	RW Required
03	8	/ 0020(187) SR20 / Skagit Street Signalization Project SR20 Skagit St to SR 20 Install traffic signal for intersection and pedestrian/bicycle improvement project. Including; overlay, pavement repair, channelization, sidewalk, curb & gutter, signing, stormwater, and lighting upgrades.	WA-03951	11/24/20	01/24/20			21		0.250	CE	No

Funding

Status	Phase	Phase Start Year (YYYY)	Federal Fund Code	Federal Funds	State Fund Code	State Funds	Local Funds	Total Funds
S	CN	2022	STP(US)	1,513,750		0	236,250	1,750,000
			Totals	**1,513,750**		**0**	**236,250**	**1,750,000**

Expenditure Schedule

Phase	1st	2nd	3rd	4th	5th & 6th
CN	0	1,750,000	0	0	0
Totals	**0**	**1,750,000**	**0**	**0**	**0**

	Federal Funds		State Funds	Local Funds	Total Funds
Grand Totals for Burlington	**28,532,715**		**11,668,317**	**4,839,858**	**45,040,890**

RESOLUTION NO. _____- 2020_____

A RESOLUTION OF THE CITY OF BURLINGTON, WASHINGTON IN THE MATTER OF THE 2021 – 2026 SIX YEAR TRANSPORTATION IMPROVEMENT PROGRAM

WHEREAS, RCW 35.77.010 requires the legislative body of cities to adopt perpetual advanced six-year plans for coordinated transportation program expenditures, and

WHEREAS the Burlington City Council held a Public Hearing on the proposed plan on November 24, 2020, and

WHEREAS, following the Public Hearing, the Council approved the 2021-2026 Six Year Transportation Improvement Program for the City of Burlington.

NOW, THEREFORE, BE IT RESOLVED, the 2021 – 2026 Six Year Transportation Improvement Program, attached, is hereby adopted.

Passed by the City Council this _____ day of _____, 2020.

_____
Steve Sexton, Mayor

Attest:

_____
Joe Stewart, Finance Director

_____
Leif Johnson, City Attorney

Published: _____

Return to Agenda

ITEM #: 2

CHECK ONE:

NEW BUS. x

OLD BUS. _____

AGENDA ITEM

Council Date: November 24, 2020 Subject: 2021 Budget Adoption

Submitted By: Joe Stewart

Attachments: 2021 Budget Ordinance

2021 Adopted Budget

Public Hearing Required: YES (x) NO ( )

HISTORY AND SUMMARY

The council has held 6 budget workshops between August 20th and November 19th to review and discuss the 2021 budget. The city approached the budget process in 4 stages. Stage 1 - The initial (Requested) budget that included the preliminary budget assumptions and estimates. The Requested budget included no new revenues and the operating deficit was shown in the fund in which it was incurred. Stage 2 - the (Proposed) budget was updated with revised estimates and included fund balance projections based on YTD operating information through the end of September. Stage 3 - the (Approved) budget contained a number of changes that included a staffing restructure and the transfer of revenues to the Fire, Street and Cemetery Fund. The approved budget was a balanced budget. Finally, Stage 4 – the (Adopted) budget contained the final updates for revisions to the ER&R, Coronavirus Relief Revenue funding, Community Court, Fiber Fund .09 revenue/expenditures, and design work for a pump station in the Storm Fund. Each budget change from one stage to the next was tracked and shown at the detailed level. A summary on the changes was also presented and discussed during the budget work-sessions.

ALTERNATIVES CONSIDERED

The council looked at different revenue options. However, the budget was balanced via reductions and the use of fund balance reserves.

CURRENT AND FUTURE BUDGET RAMIFICATIONS

As noted in the attached. Fund balances will need to be monitored and the council will need to evaluate the services and service levels provided by the City to address the operating deficit.

LEGAL ASPECTS – LEGAL REVIEW

N/A

STAFF RECOMMENDATION

Recommend Adoption

SUGGESTED COUNCIL MOTION LANGUAGE

"I move to approve the 2021 (Adopted) budget."

General Ledger
2021 Adopted Budget

User: joes
Printed: 11/17/2020 2:24:38 PM
Period 01 - 15
Fiscal Year 2021

Account Number	Description	2019 Year End Actuals	Original 2020 Adopted Budget	2020 Budget After Amendments	2021 Approved	2021 Adopted
001	**General Fund**					
	Expense Excluding Cash & Investments					
	Other Decreases					
588	**Prior Period Adjustment**					
001-000-588-10-00-00	Prior Period Adjustment	0.00	0.00	0.00	0.00	0.00
001-999-588-10-00-00	Prior Period Adjustment	0.00	0.00	0.00	0.00	0.00
588	**Prior Period Adjustment**	**0.00**	**0.00**	**0.00**	**0.00**	**0.00**
597	**Transfers Out**					
001-200-597-00-01-01	Transfer to - Street Fund	0.00	0.00	0.00	50,000.00	50,000.00
001-200-597-00-01-05	Transfer to - Fiber Fund	0.00	0.00	0.00	50,000.00	50,000.00
001-200-597-00-01-16	Transfer to - Cemetery	0.00	0.00	8,300.00	24,800.00	24,800.00
001-200-597-00-01-50	Transfer to - EMS	2,104,579.62	2,225,000.00	2,260,000.00	3,150,000.00	3,150,000.00
001-200-597-00-02-01	Transfer to - Debt Service	0.00	25,889.00	25,889.00	25,198.00	25,198.00
001-200-597-00-05-01	X Transfer to - ER & R	0.00	152,000.00	0.00	0.00	0.00
001-200-597-00-05-02	X Transfer to - CR & R	0.00	46,750.00	0.00	0.00	0.00
001-200-597-00-05-12	X Transfer to CR & R Backbone	0.00	20,000.00	0.00	0.00	0.00
597	**Transfers Out**	**2,104,579.62**	**2,469,639.00**	**2,294,189.00**	**3,299,998.00**	**3,299,998.00**
	Other Decreases	**2,104,579.62**	**2,469,639.00**	**2,294,189.00**	**3,299,998.00**	**3,299,998.00**
	Salaries & Wages					
511	**Legislative**					
001-010-511-60-10-00	Legis Salaries & Wages	65,200.00	67,200.00	65,907.69	67,200.00	67,200.00
511	**Legislative**	**65,200.00**	**67,200.00**	**65,907.69**	**67,200.00**	**67,200.00**
512	**Judicial**					
001-020-512-50-10-00	Court Salaries & Wages	202,221.02	189,205.00	205,242.46	215,549.14	215,549.14
001-020-512-50-11-00	Court Overtime	0.00	150.00	150.00	150.00	150.00
512	**Judicial**	**202,221.02**	**189,355.00**	**205,392.46**	**215,699.14**	**215,699.14**
513	**Executive**					
001-030-513-10-10-00	Exec Salaries & Wages	159,881.45	251,295.00	236,142.24	247,523.09	247,523.09
001-030-513-10-10-10	Exec Part Time Salaries & Wage	14,605.32	0.00	0.00	0.00	0.00

Account Number	Description	2019 Year End Actuals	Original 2020 Adopted Budget	2020 Budget After Amendments	2021 Approved	2021 Adopted
001-030-513-10-11-00	Exec Overtime	1,212.21	0.00	0.00	0.00	0.00
001-030-513-10-19-00	Exec - Salaries Indirect Cost	-45,431.00	0.00	-95,995.00	-95,995.00	-95,995.00
513	**Executive**	**130,267.98**	**251,295.00**	**140,147.24**	**151,528.09**	**151,528.09**
514	**Financial, Recording & Elect**					
001-040-514-20-10-00	Finance Salaries & Wages	315,297.70	280,000.00	366,881.03	386,428.38	386,428.38
001-040-514-20-11-00	Finance Overtime	7,864.84	500.00	4,000.00	4,000.00	4,000.00
001-040-514-20-19-00	Finance - Salaries Indirect	-127,867.00	0.00	-186,518.00	-186,518.00	-186,518.00
514	**Financial, Recording & Elect**	**195,295.54**	**280,500.00**	**184,363.03**	**203,910.38**	**203,910.38**
515	**Legal**					
001-025-515-91-10-00	Ind Def Salaries & Wages	32,968.82	11,475.00	12,272.42	12,992.54	12,992.54
001-025-515-91-11-00	Ind Def Salaries & Wages	92.52	0.00	0.00	0.00	0.00
001-050-515-31-10-00	Legal Salaries & Wages	176,876.36	177,705.00	184,836.69	195,240.02	195,240.02
001-050-515-31-10-10	Legal Part Time Wages	31,590.65	31,590.00	36,733.23	38,914.94	38,914.94
001-050-515-31-11-00	Legal Overtime	1,474.02	5,000.00	1,800.00	1,800.00	1,800.00
001-050-515-31-19-00	Legal Salaries Indirect Cost	-48,940.00	0.00	-103,410.00	0.00	0.00
515	**Legal**	**194,062.37**	**225,770.00**	**132,232.34**	**248,947.50**	**248,947.50**
518	**Centralized Services**					
001-035-518-10-10-00	HR Salaries & Wages	94,621.25	87,780.00	107,656.59	90,757.74	90,757.74
001-035-518-10-10-10	HR Part Time Wages	7,358.04	8,835.00	0.00	0.00	0.00
001-035-518-10-19-00	HR Salaries Indirect Cost	-17,643.00	0.00	-49,658.00	-49,658.00	-49,658.00
001-080-518-31-10-00	Fac Maint Salaries & Wages	352,995.36	306,155.00	220,416.27	224,539.94	224,539.94
001-080-518-31-10-10	Fac Maint Part Time Wages	6,218.92	0.00	0.00	0.00	0.00
001-080-518-31-10-15	Fac Maint Seasonal Wages	0.00	37,580.00	0.00	27,801.00	27,801.00
001-080-518-31-11-00	Fac Maint Overtime	4,532.51	2,500.00	4,500.00	4,500.00	4,500.00
001-085-518-81-10-00	IT Salaries & Wages	159,672.24	158,125.00	170,044.12	179,214.06	179,214.06
001-085-518-81-11-00	IT Overtime	97.70	1,500.00	0.00	0.00	0.00
001-085-518-81-19-00	IT - Salaries Indirect Cost	-44,119.00	0.00	-65,507.00	-65,507.00	-65,507.00
518	**Centralized Services**	**563,734.02**	**602,475.00**	**387,451.98**	**411,647.74**	**411,647.74**
521	**Law Enforcement**					
001-090-521-20-10-00	Police Salaries & Wages	2,457,239.64	2,571,335.00	2,653,721.33	2,947,775.82	2,947,775.82
001-090-521-20-11-00	Police Overtime	122,166.43	40,000.00	55,000.00	120,000.00	120,000.00
001-090-521-20-11-01	Police Outside Overtime	4,106.17	4,000.00	0.00	4,100.00	4,100.00
001-090-521-20-12-00	Police Holiday	68,309.60	91,215.00	90,830.77	90,830.77	90,830.77
521	**Law Enforcement**	**2,651,821.84**	**2,706,550.00**	**2,799,552.10**	**3,162,706.59**	**3,162,706.59**
522	**Fire & Emergency Medical**					
001-105-522-30-10-00	Fire Inv Salaries & Wages	16,975.02	16,975.00	16,926.11	17,929.53	17,929.53
001-105-522-30-10-10	Fire Inv Part Time Wages	0.00	5,000.00	0.00	0.00	0.00
522	**Fire & Emergency Medical**	**16,975.02**	**21,975.00**	**16,926.11**	**17,929.53**	**17,929.53**
524	**Protective Inspection Services**					
001-060-524-20-10-00	Inspect Salaries & Wages	125,121.15	123,360.00	121,193.04	164,065.09	164,065.09

Account Number	Description	2019 Year End Actuals	Original 2020 Adopted Budget	2020 Budget After Amendments	2021 Approved	2021 Adopted
001-060-524-20-10-10	Inspect Part Time Wages	45,567.56	32,710.00	33,765.24	0.00	0.00
001-060-524-20-11-00	Inspect Overtime	89.20	0.00	0.00	0.00	0.00
001-060-524-60-10-00	CodeEnf Salaries & Wages	35,987.61	30,225.00	29,292.37	31,028.98	31,028.98
001-060-524-60-10-10	CodeEnf Part Time Wages	8,441.12	0.00	0.00	0.00	0.00
001-060-524-60-11-00	CodeEnf Overtime	70.09	0.00	0.00	0.00	0.00
524	**Protective Inspection Services**	**215,276.73**	**186,295.00**	**184,250.65**	**195,094.07**	**195,094.07**
525	**Disaster Services**					
001-105-525-20-10-00	COVID-19 Mission #20-0265	0.00	0.00	0.00	0.00	0.00
525	**Disaster Services**	**0.00**	**0.00**	**0.00**	**0.00**	**0.00**
544	**RoadsStreets Operations**					
001-110-544-20-10-00	Eng Salaries & Wages	264,391.66	264,060.00	265,289.60	265,017.87	265,017.87
001-110-544-20-11-00	Eng Overtime	989.95	0.00	0.00	0.00	0.00
001-110-544-20-19-00	Eng Salaries Indirect Cost	-128,487.00	0.00	-128,487.00	-128,487.00	-128,487.00
544	**RoadsStreets Operations**	**136,894.61**	**264,060.00**	**136,802.60**	**136,530.87**	**136,530.87**
558	**Comm. Planning & Economic Dev.**					
001-060-558-50-10-00	Permit Salaries & Wages	122,994.99	145,450.00	125,950.24	133,290.68	133,290.68
001-060-558-50-11-00	Permit Overtime	2,776.32	0.00	0.00	0.00	0.00
001-060-558-60-10-00	Planning Salaries & Wages	186,661.74	168,300.00	175,940.02	189,462.64	189,462.64
001-060-558-60-11-00	Planning Overtime	3,455.78	750.00	3,400.00	3,400.00	3,400.00
558	**Comm. Planning & Economic Dev.**	**315,888.83**	**314,500.00**	**305,290.26**	**326,153.32**	**326,153.32**
571	**Educ & Recreational Activities**					
001-115-571-10-10-00	PksRecAdm Salaries & Wages	156,522.28	159,545.00	174,048.31	63,190.21	63,190.21
001-115-571-10-10-10	PksRecAdm Part Time Wages	38,096.33	39,960.00	48,707.29	51,922.02	51,922.02
001-115-571-10-11-00	PksRecAdm Overtime	1,896.53	500.00	800.00	800.00	800.00
001-115-571-20-10-00	Rec Salaries & Wages	66,758.28	66,500.00	65,623.13	69,476.22	69,476.22
001-115-571-20-10-10	Rec Part Time Wages	10,651.93	15,600.00	21,675.00	22,100.00	22,100.00
001-115-571-20-10-15	Rec Seasonal Wages	15,981.64	17,975.00	0.00	21,051.53	21,051.53
001-115-571-20-11-00	Rec Overtime	1,394.47	1,000.00	1,200.00	1,200.00	1,200.00
571	**Educ & Recreational Activities**	**291,301.46**	**301,080.00**	**312,053.73**	**229,739.98**	**229,739.98**
572	**Libraries**					
001-104-572-20-10-00	Library Salaries & Wages	393,260.41	408,890.00	341,224.49	362,416.20	362,416.20
001-104-572-20-10-10	Library Part Time Wages	141,953.47	143,415.00	167,448.55	176,621.26	176,621.26
001-104-572-20-11-00	Library Overtime	0.00	0.00	0.00	0.00	0.00
572	**Libraries**	**535,213.88**	**552,305.00**	**508,673.04**	**539,037.46**	**539,037.46**
573	**Cultural & Community Events**					
001-114-573-90-10-00	Festivals Salaries & Wages	444.72	650.00	0.00	0.00	0.00
001-114-573-90-10-10	Festivals Part Time Wages	0.00	1,130.00	0.00	935.12	935.12
001-114-573-90-10-15	Festivals Seasonal Wages	0.00	1,350.00	0.00	598.90	598.90
001-114-573-90-11-00	Festivals Overtime	6,808.77	2,000.00	0.00	2,000.00	2,000.00
573	**Cultural & Community Events**	**7,253.49**	**5,130.00**	**0.00**	**3,534.02**	**3,534.02**

Account Number	Description	2019 Year End Actuals	Original 2020 Adopted Budget	2020 Budget After Amendments	2021 Approved	2021 Adopted
576	**Park Facilities**					
001-115-576-80-10-00	Parks Salaries & Wages	323,897.82	299,150.00	317,822.88	333,216.45	333,216.45
001-115-576-80-10-10	Parks Part Time Wages	9,457.09	3,015.00	19,769.43	20,458.67	20,458.67
001-115-576-80-10-15	Parks Seasonal Wages	9,726.05	11,700.00	0.00	10,204.80	10,204.80
001-115-576-80-11-00	Parks Overtime	5,697.03	6,000.00	6,000.00	6,000.00	6,000.00
576	**Park Facilities**	**348,777.99**	**319,865.00**	**343,592.31**	**369,879.92**	**369,879.92**
	Salaries & Wages	**5,870,184.78**	**6,288,355.00**	**5,722,635.54**	**6,279,538.61**	**6,279,538.61**
	Personnel Benefits					
511	**Legislative**					
001-010-511-60-22-00	Legis L & I	67.94	60.00	53.09	53.09	53.09
001-010-511-60-23-00	Legis FICA	4,728.58	5,145.00	5,140.80	5,140.80	5,140.80
001-010-511-60-24-00	Legis Medical Insurance	2,740.21	0.00	49,639.59	51,036.56	51,036.56
001-010-511-60-26-00	Legis ESD	92.04	0.00	98.65	98.65	98.65
511	**Legislative**	**7,628.77**	**5,205.00**	**54,932.13**	**56,329.10**	**56,329.10**
512	**Judicial**					
001-020-512-50-21-00	Court Retirement	24,571.71	24,295.00	26,931.00	27,976.18	27,976.18
001-020-512-50-22-00	Court L & I	722.99	830.00	759.08	759.08	759.08
001-020-512-50-23-00	Court FICA	14,799.53	14,485.00	16,020.39	16,500.98	16,500.98
001-020-512-50-24-00	Court Medical Insurance	39,247.08	39,250.00	39,247.08	40,677.08	40,677.08
001-020-512-50-25-00	Court Life Insurance	40.80	45.00	40.80	40.80	40.80
001-020-512-50-26-00	Court ESD	112.05	0.00	307.42	316.65	316.65
512	**Judicial**	**79,494.16**	**78,905.00**	**83,305.77**	**86,270.77**	**86,270.77**
513	**Executive**					
001-030-513-10-21-00	Exec Retirement	22,115.43	32,240.00	30,963.00	32,103.74	32,103.74
001-030-513-10-22-00	Exec L & I	373.62	610.00	555.24	403.55	403.55
001-030-513-10-23-00	Exec FICA	12,146.11	19,225.00	18,419.00	18,935.52	18,935.52
001-030-513-10-24-00	Exec Medical Insurance	62,044.92	79,775.00	79,772.04	58,518.01	58,518.01
001-030-513-10-26-00	Exec ESD	259.47	0.00	353.45	363.36	363.36
513	**Executive**	**96,939.55**	**131,850.00**	**130,062.73**	**110,324.18**	**110,324.18**
514	**Financial, Recording & Elect**					
001-040-514-20-21-00	Finance Retirement	30,579.28	35,990.00	48,620.42	50,638.56	50,638.56
001-040-514-20-22-00	Finance L & I	988.46	1,110.00	1,270.20	1,270.20	1,270.20
001-040-514-20-23-00	Finance FICA	23,289.18	21,460.00	28,922.72	29,867.77	29,867.77
001-040-514-20-24-00	Finance Medical Insurance	65,325.19	67,495.00	86,819.52	89,970.22	89,970.22
001-040-514-20-25-00	Finance Life Insurance	39.10	45.00	40.80	40.80	40.80
001-040-514-20-26-00	Finance ESD	242.28	0.00	555.01	573.15	573.15
514	**Financial, Recording & Elect**	**120,463.49**	**126,100.00**	**166,228.67**	**172,360.70**	**172,360.70**
515	**Legal**					
001-025-515-91-21-00	Ind Def Retirement	4,247.92	1,475.00	1,605.43	1,666.94	1,666.94

Account Number	Description	2019 Year End Actuals	Original 2020 Adopted Budget	2020 Budget After Amendments	2021 Approved	2021 Adopted
001-025-515-91-22-00	Ind Def L & I	184.19	70.00	63.21	63.21	63.21
001-025-515-91-23-00	Ind Def FICA	2,298.44	880.00	957.25	993.93	993.93
001-025-515-91-24-00	Ind Def Medical Insurance	17,888.36	5,825.00	5,823.54	6,046.97	6,046.97
001-025-515-91-26-00	Ind Def ESD	48.57	0.00	18.37	19.07	19.07
001-050-515-30-26-00	Legal ESD	0.00	0.00	0.00	0.00	0.00
001-050-515-31-21-00	Legal Retirement	25,771.05	27,495.00	29,284.08	30,603.36	30,603.36
001-050-515-31-22-00	Legal L & I	660.82	865.00	788.86	788.86	788.86
001-050-515-31-23-00	Legal FICA	15,244.58	16,395.00	17,420.15	18,050.55	18,050.55
001-050-515-31-24-00	Legal Medical Insurance	41,772.60	41,775.00	41,772.60	43,382.81	43,382.81
001-050-515-31-26-00	Legal ESD	308.60	0.00	334.28	346.38	346.38
515	**Legal**	**108,425.13**	**94,780.00**	**98,067.77**	**101,962.08**	**101,962.08**
517	**Employee Benefit Programs**					
001-035-517-70-26-00	HR Unemployment Compensation	7,232.39	23,130.00	23,130.00	50,000.00	50,000.00
517	**Employee Benefit Programs**	**7,232.39**	**23,130.00**	**23,130.00**	**50,000.00**	**50,000.00**
518	**Centralized Services**					
001-035-518-10-21-00	HR Retirement	11,124.77	11,265.00	11,687.09	9,225.90	9,225.90
001-035-518-10-22-00	HR L & I	276.15	355.00	325.75	325.75	325.75
001-035-518-10-23-00	HR FICA	7,298.37	8,155.00	8,397.21	6,942.97	6,942.97
001-035-518-10-24-00	HR Medical Insurance	14,371.80	14,375.00	26,590.68	27,630.90	27,630.90
001-035-518-10-26-00	HR ESD	149.92	0.00	161.14	133.23	133.23
001-035-518-10-29-00	HR Salary Schedule Adj	0.00	600,000.00	0.00	0.00	0.00
001-035-518-10-29-01	HR Personnel Reductions	0.00	-250,000.00	0.00	0.00	0.00
001-080-518-31-21-00	Fac Maint Retirement	45,632.70	39,470.00	30,416.12	29,706.48	29,706.48
001-080-518-31-22-00	Fac Maint L & I	10,695.11	11,420.00	8,030.88	8,030.88	8,030.88
001-080-518-31-23-00	Fac Maint FICA	26,462.28	26,410.00	20,220.35	19,648.33	19,648.33
001-080-518-31-24-00	Fac Maint Medical Insurance	112,764.00	105,845.00	86,159.16	89,490.07	89,490.07
001-080-518-31-25-00	Fac Maint Life Insurance	95.20	105.00	81.60	81.60	81.60
001-080-518-31-26-00	Fac Maint ESD	127.73	0.00	388.02	377.04	377.04
001-080-518-31-27-00	Fac Maint Prot Clothing	3,571.45	3,000.00	1,500.00	1,500.00	1,500.00
001-085-518-81-21-00	IT Retirement	20,512.25	20,480.00	22,296.45	23,244.06	23,244.06
001-085-518-81-22-00	IT L & I	491.29	560.00	511.73	511.73	511.73
001-085-518-81-23-00	IT FICA	11,460.04	12,215.00	13,263.44	13,709.88	13,709.88
001-085-518-81-24-00	IT Medical Insurance	53,181.36	53,185.00	53,181.36	55,261.80	55,261.80
001-085-518-81-26-00	IT ESD	234.69	0.00	254.52	263.09	263.09
518	**Centralized Services**	**318,449.11**	**656,840.00**	**283,465.50**	**286,083.71**	**286,083.71**
521	**Law Enforcement**					
001-090-521-20-21-00	Police Retirement	159,737.39	172,840.00	181,023.85	196,551.49	196,551.49
001-090-521-20-22-00	Police L & I	67,301.47	67,875.00	73,921.49	76,466.58	76,466.58
001-090-521-20-23-00	Police FICA	192,086.94	210,115.00	221,799.63	242,298.19	242,298.19
001-090-521-20-24-00	Police Medical Insurance	606,945.31	623,675.00	655,548.72	708,282.74	708,282.74
001-090-521-20-24-10	Police Retired LEOFF I Med Ins	27,143.10	36,430.00	28,000.00	20,000.00	20,000.00
001-090-521-20-25-00	Police Life Insurance	61.20	85.00	61.20	61.20	61.20
001-090-521-20-26-00	Police ESD	719.98	0.00	4,249.50	4,642.85	4,642.85

Account Number	Description	2019 Year End Actuals	Original 2020 Adopted Budget	2020 Budget After Amendments	2021 Approved	2021 Adopted
001-090-521-20-27-00	Police Uniform & Clothing	1,599.48	0.00	0.00	0.00	0.00
001-090-521-20-27-10	Police Uniforms - New Officer	80.17	0.00	0.00	0.00	0.00
521	**Law Enforcement**	**1,055,675.04**	**1,111,020.00**	**1,164,604.39**	**1,248,303.05**	**1,248,303.05**
522	**Fire & Emergency Medical**					
001-105-522-30-21-00	Fire Inv Retirement	2,180.26	2,180.00	2,214.20	2,300.36	2,300.36
001-105-522-30-22-00	Fire Inv L & I	356.46	365.00	326.89	326.89	326.89
001-105-522-30-23-00	Fire Inv FICA	1,272.40	1,300.00	1,320.24	1,371.61	1,371.61
001-105-522-30-24-00	Fire Inv Medical Insurance	5,318.16	5,320.00	5,318.14	5,526.18	5,526.18
001-105-522-30-26-00	Fire Inv ESD	24.95	0.00	25.33	26.32	26.32
522	**Fire & Emergency Medical**	**9,152.23**	**9,165.00**	**9,204.80**	**9,551.36**	**9,551.36**
524	**Protective Inspection Services**					
001-060-524-20-21-00	Inspect Retirement	21,226.04	20,025.00	20,318.37	21,279.24	21,279.24
001-060-524-20-22-00	Inspect L & I	3,983.25	3,745.00	3,350.65	3,350.65	3,350.65
001-060-524-20-23-00	Inspect FICA	11,923.69	11,940.00	12,086.75	12,550.98	12,550.98
001-060-524-20-24-00	Inspect Medical Insurance	34,291.68	29,980.00	37,159.43	38,609.92	38,609.92
001-060-524-20-25-00	Inspect Life Insurance	0.00	10.00	0.00	0.00	0.00
001-060-524-20-26-00	Inspect ESD	237.62	0.00	231.94	240.85	240.85
001-060-524-60-21-00	CodeEnf Retirement	5,870.04	2,315.00	3,840.86	4,024.46	4,024.46
001-060-524-60-22-00	CodeEnf L & I	1,129.81	795.00	735.51	735.51	735.51
001-060-524-60-23-00	CodeEnf FICA	3,441.00	2,315.00	2,284.80	2,373.72	2,373.72
001-060-524-60-24-00	CodeEnf Medical Insurance	11,453.53	5,850.00	11,965.81	12,433.91	12,433.91
001-060-524-60-25-00	CondeEnf Life Insurance	0.00	5.00	0.00	0.00	0.00
001-060-524-60-26-00	CodeEnf ESD	48.44	0.00	43.84	45.55	45.55
524	**Protective Inspection Services**	**93,605.10**	**76,980.00**	**92,017.96**	**95,644.79**	**95,644.79**
525	**Disaster Services**					
001-105-525-20-20-00	COVID-19 Mission #20-0265	0.00	0.00	0.00	0.00	0.00
001-105-525-20-21-00	Dis Resp Retirement	0.00	0.00	0.00	0.00	0.00
001-105-525-20-22-00	Dis Resp L & I	0.00	0.00	0.00	0.00	0.00
001-105-525-20-23-00	Dis Resp FICA	0.00	0.00	0.00	0.00	0.00
001-105-525-20-24-00	Dis Resp Medical Insurance	0.00	0.00	0.00	0.00	0.00
001-105-525-20-25-00	Dis Resp Life Insurance	0.00	0.00	0.00	0.00	0.00
001-105-525-20-26-00	PDFMLR	0.00	0.00	0.00	0.00	0.00
525	**Disaster Services**	**0.00**	**0.00**	**0.00**	**0.00**	**0.00**
544	**RoadsStreets Operations**					
001-110-544-20-21-00	Eng Retirement	33,499.30	33,880.00	34,785.19	34,372.82	34,372.82
001-110-544-20-22-00	Eng L& I	854.25	775.00	707.91	644.70	644.70
001-110-544-20-23-00	Eng FICA	19,496.54	20,200.00	20,692.59	20,273.87	20,273.87
001-110-544-20-24-00	Eng Medical Insurance	47,310.36	47,310.00	47,310.72	46,432.51	46,432.51
001-110-544-20-26-00	Eng ESD	389.94	0.00	397.08	389.05	389.05
001-110-544-20-27-00	Eng Protective Clothing	36.88	200.00	200.00	200.00	200.00
544	**RoadsStreets Operations**	**101,587.27**	**102,365.00**	**104,093.49**	**102,312.95**	**102,312.95**

Account Number	Description	2019 Year End Actuals	Original 2020 Adopted Budget	2020 Budget After Amendments	2021 Approved	2021 Adopted
558	**Comm. Planning & Economic Dev.**					
001-060-558-50-21-00	Permit Retirement	15,992.16	18,690.00	16,514.79	17,287.80	17,287.80
001-060-558-50-22-00	Permit L & I	1,576.11	1,695.00	1,522.47	1,522.47	1,522.47
001-060-558-50-23-00	Permit FICA	8,978.71	11,145.00	9,824.12	10,196.74	10,196.74
001-060-558-50-24-00	Permit Medical Insurance	24,931.56	30,430.00	30,426.58	31,602.17	31,602.17
001-060-558-50-26-00	Permit ESD	183.02	0.00	188.52	195.67	195.67
001-060-558-60-21-00	Planning Retirement	23,862.97	21,690.00	23,506.77	24,573.30	24,573.30
001-060-558-60-22-00	Planning L & I	526.53	560.00	510.51	510.51	510.51
001-060-558-60-23-00	Planning FICA	13,807.79	12,935.00	13,983.42	14,493.89	14,493.89
001-060-558-60-24-00	Planning Medical Insurance	24,024.59	21,075.00	24,298.95	25,143.69	25,143.69
001-060-558-60-26-00	Planning ESD	281.23	0.00	268.34	278.13	278.13
558	**Comm. Planning & Economic Dev.**	**114,164.67**	**118,220.00**	**121,044.47**	**125,804.37**	**125,804.37**
571	**Educ & Recreational Activities**					
001-115-571-10-21-00	PksRecAdm Retirement	23,012.50	25,025.00	28,253.85	13,863.92	13,863.92
001-115-571-10-22-00	PksRecAdm L & I	910.74	2,125.00	1,887.81	1,634.98	1,634.98
001-115-571-10-23-00	PksRecAdm FICA	14,359.98	15,290.00	17,436.14	8,806.09	8,806.09
001-115-571-10-24-00	PksRecAdm Medical Insurance	28,862.76	20,770.00	28,862.76	19,194.94	19,194.94
001-115-571-10-26-00	PksRecAdm ESD	288.75	0.00	334.59	168.98	168.98
001-115-571-10-27-00	PksRecAdm Uniform & Clothing	400.22	200.00	200.00	200.00	200.00
001-115-571-20-21-00	Rec Retirement	10,115.70	10,660.00	11,600.99	12,033.08	12,033.08
001-115-571-20-22-00	Rec L & I	3,041.22	3,120.00	2,797.45	2,797.45	2,797.45
001-115-571-20-23-00	Rec FICA	6,713.75	7,735.00	8,372.07	8,616.02	8,616.02
001-115-571-20-24-00	Rec Medical Insurance	26,590.68	26,590.00	26,590.68	27,630.90	27,630.90
001-115-571-20-26-00	Rec ESD	137.76	0.00	160.66	165.34	165.34
001-115-571-20-27-00	Rec Uniform & Clothing	483.63	800.00	800.00	800.00	800.00
571	**Educ & Recreational Activities**	**114,917.69**	**112,315.00**	**127,297.00**	**95,911.70**	**95,911.70**
572	**Libraries**					
001-104-572-20-21-00	Library Retirement	66,735.27	67,660.00	66,698.01	69,913.16	69,913.16
001-104-572-20-22-00	Library L & I	2,715.26	3,035.00	2,401.83	2,401.83	2,401.83
001-104-572-20-23-00	Library FICA	38,660.09	42,255.00	39,676.50	41,236.37	41,236.37
001-104-572-20-24-00	Library Medical Insurance	112,365.11	122,725.00	103,356.72	107,350.04	107,350.04
001-104-572-20-26-00	Library ESD	785.75	0.00	761.37	791.31	791.31
572	**Libraries**	**221,261.48**	**235,675.00**	**212,894.43**	**221,692.71**	**221,692.71**
573	**Cultural & Community Events**					
001-114-573-90-21-00	Festivals Retirement	0.00	1,180.00	0.00	259.40	259.40
001-114-573-90-22-00	Festivals L & I	0.00	310.00	0.00	235.74	235.74
001-114-573-90-23-00	Festivals FICA	0.00	890.00	0.00	270.35	270.35
001-114-573-90-24-00	Festivals Medical Insurance	0.00	1,000.00	0.00	0.00	0.00
001-114-573-90-25-00	Festivals Life Insurance	0.00	15.00	0.00	0.00	0.00
001-114-573-90-26-00	Festivals ESD	0.00	0.00	0.00	5.19	5.19
573	**Cultural & Community Events**	**0.00**	**3,395.00**	**0.00**	**770.68**	**770.68**
576	**Park Facilities**					

Account Number	Description	2019 Year End Actuals	Original 2020 Adopted Budget	2020 Budget After Amendments	2021 Approved	2021 Adopted
001-115-576-80-21-00	Parks Retirement	41,324.64	41,040.00	44,265.63	45,871.66	45,871.66
001-115-576-80-22-00	Parks L & I	8,979.77	8,585.00	8,205.01	8,205.01	8,205.01
001-115-576-80-23-00	Parks FICA	25,478.66	24,470.00	27,547.39	28,295.81	28,295.81
001-115-576-80-24-00	Parks Medical Insurance	76,465.38	89,960.00	74,057.50	76,814.31	76,814.31
001-115-576-80-25-00	Parks Life Insurance	69.36	70.00	69.36	69.36	69.36
001-115-576-80-26-00	Parks ESD	154.46	0.00	528.62	542.98	542.98
001-115-576-80-27-00	Parks Protective Clothing	2,821.60	2,250.00	2,250.00	2,250.00	2,250.00
576	**Park Facilities**	**155,293.87**	**166,375.00**	**156,923.51**	**162,049.13**	**162,049.13**
	Personnel Benefits	**2,604,289.95**	**3,052,320.00**	**2,827,272.62**	**2,925,371.28**	**2,925,371.28**
	Supplies					
511	**Legislative**					
001-010-511-60-31-00	Legis Office Supplies	707.72	400.00	400.00	500.00	500.00
001-010-511-60-35-00	Legis Small Tools & Equip	1,011.98	0.00	0.00	250.00	250.00
511	**Legislative**	**1,719.70**	**400.00**	**400.00**	**750.00**	**750.00**
512	**Judicial**					
001-020-512-50-31-00	Court Office Supplies	3,696.34	3,925.00	3,925.00	3,925.00	3,925.00
001-020-512-50-31-10	Court Operating Supplies	198.97	500.00	500.00	500.00	500.00
001-020-512-50-35-00	Court Small Tools & Equip	765.73	300.00	300.00	500.00	500.00
001-020-512-50-35-10	Court Furnishings	678.90	500.00	500.00	500.00	500.00
512	**Judicial**	**5,339.94**	**5,225.00**	**5,225.00**	**5,425.00**	**5,425.00**
513	**Executive**					
001-030-513-10-31-00	Exec Office Supplies	1,180.67	400.00	400.00	350.00	350.00
001-030-513-10-32-00	Exec Fuel Consumed	92.54	200.00	200.00	250.00	250.00
001-030-513-10-35-00	Exec Small Tools & Equip	1,460.44	400.00	400.00	200.00	200.00
513	**Executive**	**2,733.65**	**1,000.00**	**1,000.00**	**800.00**	**800.00**
514	**Financial, Recording & Elect**					
001-040-514-20-31-00	Finance Office Supplies	2,784.93	2,000.00	2,000.00	2,000.00	2,000.00
001-040-514-20-31-10	Finance Operating Supplies	798.68	2,500.00	2,500.00	2,500.00	2,500.00
001-040-514-20-32-00	Finance Fuel Consumed	185.72	100.00	100.00	100.00	100.00
001-040-514-20-35-00	Finance Small Tools & Equip	1,241.38	1,000.00	500.00	2,000.00	2,000.00
514	**Financial, Recording & Elect**	**5,010.71**	**5,600.00**	**5,100.00**	**6,600.00**	**6,600.00**
515	**Legal**					
001-025-515-91-31-00	Ind Def Office Supplies	0.00	200.00	200.00	200.00	200.00
001-025-515-91-35-00	Ind Def Small Tools & Equip	0.00	200.00	200.00	250.00	250.00
001-050-515-31-31-00	Legal Office Supplies	602.53	300.00	300.00	700.00	700.00
001-050-515-31-32-00	Legal Fuel Consumed	0.00	75.00	75.00	150.00	150.00
001-050-515-31-35-00	Legal Small Tools & Equip	0.00	75.00	75.00	100.00	100.00
515	**Legal**	**602.53**	**850.00**	**850.00**	**1,400.00**	**1,400.00**
518	**Centralized Services**					

Account Number	Description	2019 Year End Actuals	Original 2020 Adopted Budget	2020 Budget After Amendments	2021 Approved	2021 Adopted
001-035-518-10-31-00	HR Office Supplies	857.75	800.00	800.00	500.00	500.00
001-035-518-10-32-00	HR Fuel Consumed	0.00	100.00	100.00	200.00	200.00
001-035-518-10-35-00	HR Small Tools & Equip	206.84	600.00	600.00	250.00	250.00
001-080-518-31-31-00	Fac Maint Office Supplies	1,792.08	1,000.00	1,000.00	1,000.00	1,000.00
001-080-518-31-31-05	Fac Maint Seasonal Supplies	2,986.30	5,000.00	0.00	2,986.30	2,986.30
001-080-518-31-31-10	Fac Maint Operating Supplies	72,067.58	60,000.00	40,200.00	62,013.70	62,013.70
001-080-518-31-31-40	Fac Maint Janitor Supplies	25,922.18	25,000.00	25,000.00	25,000.00	25,000.00
001-080-518-31-32-00	Fac Maint Fuel Consumed	4,117.32	5,000.00	3,750.00	5,000.00	5,000.00
001-080-518-31-35-00	Fac Maint Small Tools & Equp	11,943.53	14,000.00	7,000.00	10,000.00	10,000.00
001-085-518-81-31-00	IT Office Supplies	202.57	250.00	150.00	500.00	500.00
001-085-518-81-31-10	IT Operating Supplies	4,844.75	6,000.00	4,000.00	9,000.00	9,000.00
001-085-518-81-32-00	IT Fuel Consumed	228.13	250.00	150.00	250.00	250.00
001-085-518-81-35-00	IT Small Tools & Equipment	7.60	100.00	0.00	150.00	150.00
001-085-518-81-35-10	IT Computer Hardware	21,229.17	14,000.00	4,000.00	14,400.00	14,400.00
001-085-518-82-31-60	Fiber Conduit	834.21	0.00	0.00	5,050.00	5,050.00
001-085-518-82-31-62	Fiber Spools	0.00	0.00	0.00	2,500.00	2,500.00
001-085-518-82-31-64	Fiber Parts	459.54	0.00	0.00	2,500.00	2,500.00
001-085-518-82-31-65	Fiber Vaults	1,015.55	0.00	0.00	3,000.00	3,000.00
001-085-518-82-35-00	Fiber Small Tools & Equip	27.10	0.00	0.00	0.00	0.00
518	**Centralized Services**	**148,742.20**	**132,100.00**	**86,750.00**	**144,300.00**	**144,300.00**
521	**Law Enforcement**					
001-090-521-20-31-00	Police Office Supplies	3,500.84	4,000.00	4,000.00	3,500.00	3,500.00
001-090-521-20-31-10	Police Proj Lifesaver Supplies	0.00	0.00	0.00	1,000.00	1,000.00
001-090-521-20-31-20	Police General Oper Supplies	30,696.24	15,000.00	15,000.00	33,322.00	33,322.00
001-090-521-20-31-30	Police Oper Supplies Firearms	11,925.49	9,000.00	9,000.00	12,500.00	12,500.00
001-090-521-20-31-40	Police Oper Supplies Training	3,046.07	2,500.00	1,500.00	5,000.00	5,000.00
001-090-521-20-31-50	Police Oper Supplies Veh Maint	3,342.99	3,000.00	3,000.00	3,000.00	3,000.00
001-090-521-20-31-60	Police Oper Supplies Tasers	2,111.79	1,800.00	1,800.00	1,800.00	1,800.00
001-090-521-20-31-70	Police Oper Supplies Unif & Eq	63,729.57	61,500.00	59,700.00	66,500.00	66,500.00
001-090-521-20-32-00	Police Fuel Consumed	42,056.60	40,000.00	36,000.00	35,000.00	35,000.00
001-090-521-20-35-00	Police Small Tools & Equipment	2,318.25	3,000.00	1,500.00	3,350.00	3,350.00
001-090-521-20-35-10	Police Youth Outreach Supplies	1,377.76	8,000.00	2,000.00	8,000.00	8,000.00
001-090-521-20-35-20	Police Small Tools Firearms	15,168.25	13,000.00	13,000.00	8,000.00	8,000.00
001-090-521-20-35-30	Police Small Tools Taser	3,971.00	725.00	725.00	4,725.00	4,725.00
001-090-521-20-35-40	Police Small Tools Trning Eqp	1,132.74	1,900.00	900.00	1,900.00	1,900.00
001-090-521-20-35-50	Police Small Tools Radios	25,000.00	40,000.00	20,000.00	35,000.00	35,000.00
521	**Law Enforcement**	**209,377.59**	**203,425.00**	**168,125.00**	**222,597.00**	**222,597.00**
522	**Fire & Emergency Medical**					
001-105-522-20-31-10	Fire Inv Operating Supplies	592.29	100.00	100.00	500.00	500.00
001-105-522-30-31-50	Fire Inv Clothing & Uniforms	737.10	1,000.00	1,000.00	1,500.00	1,500.00
522	**Fire & Emergency Medical**	**1,329.39**	**1,100.00**	**1,100.00**	**2,000.00**	**2,000.00**
524	**Protective Inspection Services**					
001-060-524-20-31-00	Inspect Office Supplies	837.32	800.00	800.00	800.00	800.00

Account Number	Description	2019 Year End Actuals	Original 2020 Adopted Budget	2020 Budget After Amendments	2021 Approved	2021 Adopted
001-060-524-20-31-50	Inspect Public Educ Supplies	5,325.29	2,000.00	2,000.00	2,500.00	2,500.00
001-060-524-20-32-00	Inspect Fuel Consumed	1,569.94	1,200.00	1,200.00	2,500.00	2,500.00
001-060-524-20-35-00	Inspect Small Tools & Equip	137.96	200.00	200.00	1,000.00	1,000.00
001-060-524-60-31-00	CodeEnf Office Supplies	0.00	0.00	0.00	150.00	150.00
001-060-524-60-35-00	CodeEnf Small Tools & Equip	0.00	0.00	0.00	100.00	100.00
524	**Protective Inspection Services**	**7,870.51**	**4,200.00**	**4,200.00**	**7,050.00**	**7,050.00**
525	**Disaster Services**					
001-105-525-20-30-00	COVID-19 Mission #20-0265	0.00	0.00	0.00	0.00	0.00
525	**Disaster Services**	**0.00**	**0.00**	**0.00**	**0.00**	**0.00**
544	**RoadsStreets Operations**					
001-110-544-20-31-00	Eng Office Supplies	3,794.37	2,500.00	500.00	4,000.00	4,000.00
001-110-544-20-32-00	Eng Fuel Consumed	805.21	1,000.00	1,000.00	1,000.00	1,000.00
001-110-544-20-35-00	Eng Small Tools & Equipment	449.99	0.00	0.00	1,000.00	1,000.00
544	**RoadsStreets Operations**	**5,049.57**	**3,500.00**	**1,500.00**	**6,000.00**	**6,000.00**
554	**Environmental Services**					
001-090-554-30-31-00	Animal Control Supplies	195.11	200.00	200.00	1,000.00	1,000.00
554	**Environmental Services**	**195.11**	**200.00**	**200.00**	**1,000.00**	**1,000.00**
558	**Comm. Planning & Economic Dev.**					
001-060-558-50-31-00	Permit Office Supplies	740.62	300.00	300.00	800.00	800.00
001-060-558-50-31-10	Permit Operating Supplies	0.00	0.00	0.00	0.00	0.00
001-060-558-50-32-00	Permit Fuel Consumed	760.62	550.00	550.00	1,250.00	1,250.00
001-060-558-50-35-00	Permit Small Tools & Equip	153.32	200.00	200.00	200.00	200.00
001-060-558-60-31-00	Planning Office Supplies	1,898.39	1,000.00	1,000.00	2,000.00	2,000.00
001-060-558-60-31-10	Planning Operating Supplies	0.00	0.00	0.00	0.00	0.00
001-060-558-60-35-00	Planning Small Tools & Equip	153.60	250.00	250.00	800.00	800.00
558	**Comm. Planning & Economic Dev.**	**3,706.55**	**2,300.00**	**2,300.00**	**5,050.00**	**5,050.00**
571	**Educ & Recreational Activities**					
001-115-571-10-31-00	PksRecAdm Office Supplies	1,892.45	3,250.00	3,250.00	3,250.00	3,250.00
001-115-571-10-31-10	PksRecAdm Operating Supplies	322.97	400.00	400.00	400.00	400.00
001-115-571-10-32-00	PksRecAdm Fuel Consumed	0.00	100.00	100.00	100.00	100.00
001-115-571-10-35-00	PksRecAdm Small Tools & Equip	3,109.56	1,000.00	1,000.00	3,050.00	3,050.00
001-115-571-20-31-00	Rec Office Supplies	72.29	300.00	300.00	450.00	450.00
001-115-571-20-31-10	Rec Operating Supplies	7,933.12	7,600.00	7,600.00	8,000.00	8,000.00
001-115-571-20-32-00	Rec Fuel Consumed	785.28	1,225.00	1,225.00	1,525.00	1,525.00
001-115-571-20-34-00	Rec Supplies for Resale	2,370.79	2,250.00	2,250.00	2,550.00	2,550.00
001-115-571-20-35-00	Rec Small Tools & Equipment	380.69	580.00	580.00	2,000.00	2,000.00
571	**Educ & Recreational Activities**	**16,867.15**	**16,705.00**	**16,705.00**	**21,325.00**	**21,325.00**
572	**Libraries**					
001-104-572-20-31-00	Library Office Supplies	5,064.33	4,221.00	1,000.00	6,000.00	6,000.00
001-104-572-20-31-10	Library Operating Supplies	4,999.44	3,250.00	979.00	5,200.00	5,200.00

Account Number	Description	2019 Year End Actuals	Original 2020 Adopted Budget	2020 Budget After Amendments	2021 Approved	2021 Adopted
001-104-572-20-35-00	Library Small Tools & Equip	3,173.19	2,325.00	725.00	3,300.00	3,300.00
001-104-572-20-39-00	Library Books & Materials	99,380.03	74,000.00	19,000.00	80,000.00	80,000.00
001-104-572-20-39-50	Library Skagit Co Contrib	8,075.00	9,000.00	9,000.00	8,000.00	8,000.00
572	**Libraries**	**120,691.99**	**92,796.00**	**30,704.00**	**102,500.00**	**102,500.00**
573	**Cultural & Community Events**					
001-114-573-90-31-10	Festivals Operating Supplies	1,905.63	2,090.00	0.00	2,090.00	2,090.00
001-114-573-90-35-00	Festivals Small Tools & Equip	1,471.17	600.00	0.00	600.00	600.00
573	**Cultural & Community Events**	**3,376.80**	**2,690.00**	**0.00**	**2,690.00**	**2,690.00**
576	**Park Facilities**					
001-115-576-80-31-00	Parks Office Supplies	97.15	200.00	200.00	200.00	200.00
001-115-576-80-31-10	Parks Operating Supplies	1,857.58	5,600.00	4,600.00	5,700.00	5,700.00
001-115-576-80-31-12	Parks Oper Supplies - Bldg	8,540.83	8,000.00	5,000.00	7,800.00	7,800.00
001-115-576-80-31-14	Parks Oper Supplies - Grounds	12,310.21	19,900.00	11,900.00	15,000.00	15,000.00
001-115-576-80-31-16	Parks Oper Supplies - Vehicle	622.11	2,150.00	2,150.00	2,150.00	2,150.00
001-115-576-80-31-18	Parks Oper Supplies - Equip	9,368.12	8,350.00	8,350.00	8,950.00	8,950.00
001-115-576-80-32-00	Parks Fuel Consumed	13,755.18	13,500.00	13,000.00	13,500.00	13,500.00
001-115-576-80-35-00	Parks Small Tools & Equipment	6,924.66	4,100.00	1,600.00	4,500.00	4,500.00
001-115-576-80-35-12	Parks Small Tools - Bldg	1,704.96	6,300.00	1,300.00	4,000.00	4,000.00
001-115-576-80-35-14	Parks Small Tools - Grounds	5,115.98	3,750.00	1,400.00	3,900.00	3,900.00
001-115-576-80-35-16	Parks Small Tools - Vehicle	173.44	1,350.00	1,350.00	1,850.00	1,850.00
001-115-576-80-35-18	Parks Small Tools - Equip	405.97	1,450.00	1,450.00	1,450.00	1,450.00
576	**Park Facilities**	**60,876.19**	**74,650.00**	**52,300.00**	**69,000.00**	**69,000.00**
	Supplies	**593,489.58**	**546,741.00**	**376,459.00**	**598,487.00**	**598,487.00**
	Services					
511	**Legislative**					
001-010-511-60-41-00	Legis Professional Services	0.00	0.00	0.00	0.00	0.00
001-010-511-60-41-90	Legis Public Notices	5,503.28	2,000.00	2,000.00	2,000.00	2,000.00
001-010-511-60-43-00	Legis Travel	511.34	500.00	500.00	500.00	500.00
001-010-511-60-45-00	Legis Rentals	214.47	0.00	0.00	250.00	250.00
001-010-511-60-48-00	Legis Repair & Maintenance	899.58	300.00	300.00	250.00	250.00
001-010-511-60-49-00	Legis Miscellaneous	5,339.33	300.00	300.00	250.00	250.00
001-010-511-60-49-10	Legis Dues & Subscriptions	42,276.36	35,000.00	35,000.00	41,000.00	41,000.00
001-010-511-60-49-20	Legis Training & Education	400.00	800.00	800.00	1,000.00	1,000.00
001-010-511-60-49-90	Legis Code Publishing	10,667.34	1,000.00	1,000.00	700.00	700.00
001-010-511-60-49-95	Legis GMA Admin Support	2,139.93	0.00	0.00	1,000.00	1,000.00
511	**Legislative**	**67,951.63**	**39,900.00**	**39,900.00**	**46,950.00**	**46,950.00**
512	**Judicial**					
001-020-512-50-41-00	Court Professional Services	2,796.48	2,000.00	2,000.00	4,500.00	4,500.00
001-020-512-50-41-50	Court Interpreter	16,902.78	14,000.00	14,000.00	12,000.00	12,000.00
001-020-512-50-41-70	Court Confidential Shredding	156.70	100.00	100.00	120.00	120.00
001-020-512-50-42-20	Court Postage	5,870.71	6,000.00	6,000.00	7,000.00	7,000.00

Account Number	Description	2019 Year End Actuals	Original 2020 Adopted Budget	2020 Budget After Amendments	2021 Approved	2021 Adopted
001-020-512-50-42-30	Court Telephone	334.45	500.00	500.00	685.00	685.00
001-020-512-50-43-00	Court Travel	864.69	750.00	750.00	950.00	950.00
001-020-512-50-45-00	Court Rentals	2,497.00	2,000.00	2,000.00	2,500.00	2,500.00
001-020-512-50-45-52	Court Trsf to CR&R	0.00	0.00	0.00	3,570.00	3,570.00
001-020-512-50-48-00	Court Repair & Maintenance	902.14	500.00	500.00	960.00	960.00
001-020-512-50-49-10	Court Dues & Subscriptions	1,635.96	200.00	200.00	355.00	355.00
001-020-512-50-49-20	Court Training & Education	260.00	500.00	500.00	2,000.00	2,000.00
001-020-512-50-49-50	Court Recording Service	0.00	1,200.00	1,200.00	2,400.00	2,400.00
001-020-512-50-49-55	Court Jury Supplies	212.85	300.00	300.00	250.00	250.00
001-020-512-50-49-90	Court Skagit County District	166,411.75	119,102.00	119,102.00	118,022.00	118,022.00
001-020-512-50-49-91	Court Skagit County Probation	0.00	34,000.00	34,000.00	34,000.00	34,000.00
001-020-512-50-49-93	Community Court Services	0.00	0.00	0.00	0.00	11,000.00
512	**Judicial**	**198,845.51**	**181,152.00**	**181,152.00**	**189,312.00**	**200,312.00**
513	**Executive**					
001-030-513-10-41-00	Exec Professional Services	143,998.75	2,200.00	2,200.00	2,000.00	2,000.00
001-030-513-10-41-01	Exec Advertising	50.00	100.00	100.00	500.00	500.00
001-030-513-10-41-19	Exec - Service Indirect Cost	-26,111.00	0.00	-55,172.00	-55,172.00	-55,172.00
001-030-513-10-42-10	Exec Cell Phone	713.63	500.00	500.00	750.00	750.00
001-030-513-10-42-20	Exec Postage	25.77	150.00	150.00	500.00	500.00
001-030-513-10-42-30	Exec Telephone	231.23	300.00	300.00	250.00	250.00
001-030-513-10-43-00	Exec Travel	1,225.46	2,000.00	2,000.00	2,000.00	2,000.00
001-030-513-10-45-00	Exec Rentals	2,497.11	1,500.00	1,500.00	1,500.00	1,500.00
001-030-513-10-48-00	Exec Repair & Maintenance	899.58	800.00	800.00	500.00	500.00
001-030-513-10-49-00	Exec Miscellaneous	3,158.41	2,000.00	2,000.00	1,000.00	1,000.00
001-030-513-10-49-10	Exec Dues & Subscriptions	291.38	1,000.00	1,000.00	750.00	750.00
001-030-513-10-49-20	Exec Training & Education	870.00	2,000.00	2,000.00	1,000.00	1,000.00
513	**Executive**	**127,850.32**	**12,550.00**	**-42,622.00**	**-44,422.00**	**-44,422.00**
514	**Financial, Recording & Elect**					
001-010-514-40-49-00	Legis Election Services	19,362.48	10,000.00	10,000.00	18,500.00	18,500.00
001-040-514-20-41-00	Finance Professional Services	206,018.66	5,000.00	1,500.00	17,150.00	17,150.00
001-040-514-20-41-19	Finance - Service Indirect	-62,019.00	0.00	-131,046.00	-131,046.00	-131,046.00
001-040-514-20-41-70	Finance Confidential Shredding	0.00	250.00	250.00	250.00	250.00
001-040-514-20-41-80	Finance Software Maintenance	61,151.53	33,110.00	33,110.00	26,400.00	26,400.00
001-040-514-20-41-85	Finance Caselle Software Maint	31,724.55	10,000.00	4,700.00	4,000.00	4,000.00
001-040-514-20-42-10	Finance Cell Phone	586.71	710.00	710.00	710.00	710.00
001-040-514-20-42-20	Finance Postage	2,959.14	3,200.00	3,200.00	3,200.00	3,200.00
001-040-514-20-42-30	Finance Telephone	356.15	780.00	780.00	780.00	780.00
001-040-514-20-43-00	Finance Travel	2,650.67	0.00	0.00	5,950.00	5,950.00
001-040-514-20-45-00	Finance Rentals	214.41	2,000.00	500.00	500.00	500.00
001-040-514-20-45-52	Finance Trsf to CR&R	0.00	0.00	0.00	5,280.00	5,280.00
001-040-514-20-48-00	Finance Repair & Maintenance	3,268.21	2,200.00	2,200.00	2,200.00	2,200.00
001-040-514-20-49-00	Finance Miscellaneous	77.86	0.00	0.00	500.00	500.00
001-040-514-20-49-10	Finance Dues & Subscriptions	358.94	1,000.00	700.00	700.00	700.00
001-040-514-20-49-20	Finance Training & Education	4,546.67	3,000.00	600.00	3,625.00	3,625.00

Account Number	Description	2019 Year End Actuals	Original 2020 Adopted Budget	2020 Budget After Amendments	2021 Approved	2021 Adopted
001-040-514-20-49-90	Finance State Auditor Fees	49,534.16	40,000.00	50,000.00	55,000.00	55,000.00
001-040-514-20-49-95	Finance Bank Service Charges	3,730.08	3,600.00	3,600.00	3,600.00	3,600.00
514	**Financial, Recording & Elect**	**324,521.22**	**114,850.00**	**-19,196.00**	**17,299.00**	**17,299.00**
515	**Legal**					
001-025-515-91-41-00	Ind Def Professional Services	34,614.68	30,000.00	30,000.00	40,000.00	40,000.00
001-025-515-91-41-10	Ind Def Advertising	0.00	200.00	200.00	400.00	400.00
001-025-515-91-41-60	Ind Def Indigent Screening	0.00	0.00	0.00	3,500.00	3,500.00
001-025-515-91-41-65	Ind Def Public Defenders	343,133.99	365,000.00	365,000.00	350,000.00	350,000.00
001-025-515-91-42-20	Ind Def Postage	0.00	100.00	100.00	100.00	100.00
001-025-515-91-43-00	Ind Def Travel	0.00	100.00	100.00	100.00	100.00
001-050-515-30-41-19	Legal Service Indirect Cost	0.00	0.00	0.00	-23,986.00	-23,986.00
001-050-515-30-42-00	Legal Communications	0.00	0.00	0.00	0.00	0.00
001-050-515-31-41-00	Legal Professional Services	6,000.80	5,000.00	4,000.00	4,000.00	4,000.00
001-050-515-31-41-19	Legal Service Indirect Cost	-11,352.00	0.00	-23,986.00	0.00	0.00
001-050-515-31-42-00	Legal Communications	0.00	0.00	0.00	0.00	0.00
001-050-515-31-42-20	Legal Postage	173.01	150.00	150.00	400.00	400.00
001-050-515-31-42-30	Legal Telephone	212.61	300.00	300.00	400.00	400.00
001-050-515-31-43-00	Legal Travel	1,265.83	2,000.00	2,000.00	3,000.00	3,000.00
001-050-515-31-45-00	Legal Rentals	214.47	200.00	200.00	300.00	300.00
001-050-515-31-45-52	Legal Trsf to CR&R	0.00	0.00	0.00	3,595.00	3,595.00
001-050-515-31-48-00	Legal Repair & Maintenance	899.57	500.00	500.00	500.00	500.00
001-050-515-31-49-10	Legal Dues & Subscriptions	3,249.23	2,700.00	2,700.00	2,700.00	2,700.00
001-050-515-31-49-20	Legal Training & Education	244.40	1,000.00	1,000.00	1,000.00	1,000.00
001-050-515-41-41-00	Legal Prof Svcs-External	55,259.20	44,500.00	29,500.00	57,000.00	57,000.00
515	**Legal**	**433,915.79**	**451,750.00**	**411,764.00**	**443,009.00**	**443,009.00**
518	**Centralized Services**					
001-035-518-10-41-00	HR Professional Services	18,746.00	2,500.00	2,500.00	5,000.00	5,000.00
001-035-518-10-41-19	HR Service Indirect Cost	-14,663.00	0.00	-41,269.00	-41,269.00	-41,269.00
001-035-518-10-41-60	HR Recruitment Advertising	19,810.05	7,000.00	7,000.00	5,000.00	5,000.00
001-035-518-10-41-62	HR Background Checks	5,271.65	5,000.00	2,000.00	3,000.00	3,000.00
001-035-518-10-41-64	HR Physicals & Psychologicals	29,128.18	20,000.00	5,000.00	8,000.00	8,000.00
001-035-518-10-41-66	HR Testing	4,697.00	2,500.00	2,500.00	3,000.00	3,000.00
001-035-518-10-41-68	HR Labor Negotiations	17,451.42	15,000.00	5,000.00	5,000.00	5,000.00
001-035-518-10-41-69	HR Recruitment Services	1,380.00	2,000.00	2,000.00	2,500.00	2,500.00
001-035-518-10-42-10	HR Cell Phone	239.90	0.00	0.00	750.00	750.00
001-035-518-10-42-20	HR Postage	280.00	500.00	500.00	400.00	400.00
001-035-518-10-42-30	HR Telephone	76.74	1,250.00	1,250.00	200.00	200.00
001-035-518-10-43-00	HR Travel	968.79	1,200.00	200.00	1,000.00	1,000.00
001-035-518-10-43-60	HR Candidate Travel	0.00	0.00	0.00	0.00	0.00
001-035-518-10-45-00	HR Rentals	214.47	0.00	0.00	200.00	200.00
001-035-518-10-45-52	HR Trsf to CR&R	0.00	0.00	0.00	16,327.50	16,327.50
001-035-518-10-48-00	HR Maint & Repairs	899.59	750.00	750.00	750.00	750.00
001-035-518-10-49-10	HR Dues & Subscriptions	1,637.00	1,100.00	1,100.00	1,175.00	1,175.00
001-035-518-10-49-20	HR Training & Education	690.00	1,500.00	500.00	1,675.00	1,675.00

Account Number	Description	2019 Year End Actuals	Original 2020 Adopted Budget	2020 Budget After Amendments	2021 Approved	2021 Adopted
001-035-518-10-49-50	HR Wellness Program Expenses	14,426.09	10,000.00	10,000.00	10,000.00	10,000.00
001-035-518-10-49-60	HR Gen Recruitment Expenses	1,388.86	1,000.00	1,000.00	1,350.00	1,350.00
001-050-518-30-43-00	Risk Mgt Travel	0.00	1,000.00	0.00	1,000.00	1,000.00
001-050-518-30-46-00	Risk Mgt Prop & Liab Insurance	278,081.59	247,884.00	183,642.00	192,864.00	192,864.00
001-050-518-30-49-10	Risk Mgt Dues & Subscriptions	0.00	100.00	100.00	300.00	300.00
001-050-518-30-49-20	Risk Mgt Training & Education	250.00	1,000.00	0.00	1,000.00	1,000.00
001-050-518-30-49-95	Risk Mgt Risk Management	5,000.00	0.00	0.00	0.00	0.00
001-080-518-31-41-00	Fac Maint Professional Svcs	0.00	0.00	0.00	0.00	0.00
001-080-518-31-41-10	Fac Maint Alarm Montrg Srvcs	7,244.19	9,000.00	9,000.00	7,500.00	7,500.00
001-080-518-31-42-10	Fac Maint Cell Phone	3,977.26	3,000.00	3,000.00	3,200.00	3,200.00
001-080-518-31-42-30	Fac Maint Telephone	1,519.25	2,000.00	2,000.00	3,000.00	3,000.00
001-080-518-31-43-00	Fac Maint Travel	0.00	500.00	0.00	500.00	500.00
001-080-518-31-45-00	Fac Maint Rentals	2,193.88	2,000.00	2,000.00	2,500.00	2,500.00
001-080-518-31-45-51	Fac Maint Trsf to ER&R	0.00	0.00	0.00	22,525.00	18,385.00
001-080-518-31-45-52	Fac Maint Trsf to CR&R	0.00	0.00	0.00	2,630.00	2,630.00
001-080-518-31-47-00	Fac Maint Util City Hall	32,567.38	38,000.00	38,000.00	38,000.00	38,000.00
001-080-518-31-47-01	Fac Maint Util Byways Center	14,190.03	15,000.00	15,000.00	15,000.00	15,000.00
001-080-518-31-47-02	Fac Maint Util Library	48,804.63	35,000.00	35,000.00	35,000.00	35,000.00
001-080-518-31-47-03	Fac Maint Util Pks & Rec	15,431.54	16,000.00	16,000.00	16,000.00	16,000.00
001-080-518-31-47-04	Fac Maint Util Comm Hall	18,751.70	21,000.00	21,000.00	21,000.00	21,000.00
001-080-518-31-47-05	Fac Maint Util Police	54,077.91	46,000.00	46,000.00	45,675.00	45,675.00
001-080-518-31-47-06	Fac Maint Util Storage	4,477.31	5,000.00	5,000.00	5,000.00	5,000.00
001-080-518-31-47-08	Fac Maint Util Fire	28,274.65	30,000.00	30,000.00	30,000.00	30,000.00
001-080-518-31-48-00	Fac Maint Repair & Maint	111,680.58	65,000.00	40,000.00	50,000.00	50,000.00
001-080-518-31-48-02	Fac Maint Vehicle Maint	2,175.29	4,000.00	4,000.00	5,000.00	5,000.00
001-080-518-31-49-10	Fac Maint Dues & Subscrption	65.00	100.00	100.00	100.00	100.00
001-080-518-31-49-20	Fac Maint Training & Educ	3,945.11	2,500.00	2,500.00	4,000.00	4,000.00
001-080-518-31-49-50	Fac Maint Uniforms & Mats	2,134.52	2,500.00	1,200.00	4,700.00	4,700.00
001-080-518-31-49-60	Fac Maint Regulatory Fees	0.00	250.00	250.00	250.00	250.00
001-080-518-31-49-99	Fac Maint Dike Assessment	27,385.55	32,000.00	32,000.00	32,000.00	32,000.00
001-085-518-81-41-00	IT Professional Services	0.00	0.00	0.00	0.00	0.00
001-085-518-81-41-19	IT - Service Indirect Cost	-15,227.00	0.00	-22,609.00	-22,609.00	-22,609.00
001-085-518-81-41-60	IT Web Site Hosting	5,849.27	6,500.00	6,500.00	7,000.00	7,000.00
001-085-518-81-41-64	IT Software Support	349.00	2,000.00	0.00	5,000.00	5,000.00
001-085-518-81-42-10	IT Cell Phone	1,973.58	1,900.00	1,900.00	2,100.00	2,100.00
001-085-518-81-42-20	IT Postage	0.00	0.00	0.00	25.00	25.00
001-085-518-81-42-30	IT Telephone	912.91	1,400.00	1,400.00	725.00	725.00
001-085-518-81-42-50	IT Network Communications	2,809.51	10,000.00	2,000.00	18,467.00	18,467.00
001-085-518-81-43-00	IT Travel	680.74	0.00	0.00	3,250.00	3,250.00
001-085-518-81-45-00	IT Rentals	214.41	0.00	0.00	50.00	50.00
001-085-518-81-45-52	IT Trsf to CR&R	0.00	0.00	0.00	7,062.50	7,062.50
001-085-518-81-48-00	IT Repairs & Maintenance	2,117.34	3,500.00	3,500.00	4,500.00	4,500.00
001-085-518-81-49-10	IT Dues & Subscriptions	75.00	150.00	150.00	250.00	250.00
001-085-518-81-49-20	IT Training & Education	425.00	0.00	0.00	3,500.00	3,500.00
001-085-518-81-49-60	IT Sftwre Licensing & Support	42,863.67	32,000.00	22,000.00	55,250.00	55,250.00
001-085-518-82-41-00	Fiber Professional Services	3,000.00	0.00	0.00	0.00	0.00

Account Number	Description	2019 Year End Actuals	Original 2020 Adopted Budget	2020 Budget After Amendments	2021 Approved	2021 Adopted
001-085-518-82-41-01	Fiber Advertising	0.00	0.00	0.00	750.00	750.00
001-085-518-82-42-60	Fiber Internet Communications	0.00	0.00	0.00	2,400.00	2,400.00
001-085-518-82-43-00	Fiber Travel	0.00	0.00	0.00	0.00	0.00
001-085-518-82-48-00	Fiber Repairs & Maintenance	4,347.22	0.00	0.00	15,000.00	15,000.00
001-085-518-82-49-20	Fiber Training & Education	0.00	0.00	0.00	0.00	0.00
001-200-518-90-45-52	Transfer to CR&R	0.00	0.00	19,479.15	0.00	0.00
001-200-518-90-45-53	Gen Fund Trsf to CR&R Backbone	0.00	0.00	8,333.35	0.00	0.00
518	**Centralized Services**	**815,260.76**	**707,584.00**	**528,476.50**	**665,523.00**	**661,383.00**
521	**Law Enforcement**					
001-090-521-20-41-00	Police Professional Services	13,605.81	13,000.00	10,000.00	13,000.00	13,000.00
001-090-521-20-41-70	Police Confidential Shredding	291.07	0.00	0.00	250.00	250.00
001-090-521-20-42-10	Police Cell Phone	17,249.63	0.00	0.00	18,000.00	18,000.00
001-090-521-20-42-20	Police Postage	1,212.47	0.00	0.00	700.00	700.00
001-090-521-20-42-30	Police TelephoneCommunication	6,941.42	22,200.00	22,200.00	3,000.00	3,000.00
001-090-521-20-43-00	Police Travel	25,150.88	20,000.00	12,000.00	16,650.00	16,650.00
001-090-521-20-45-00	Police Rentals	15,928.40	8,000.00	8,000.00	11,000.00	11,000.00
001-090-521-20-45-51	Police Trsf to ER&R	211,041.00	0.00	152,000.00	128,867.00	128,867.00
001-090-521-20-45-52	Police Trsf to CR&R	0.00	0.00	0.00	51,875.00	51,875.00
001-090-521-20-48-00	Police Equip Repair & Maint	20,758.14	20,500.00	15,500.00	18,500.00	18,500.00
001-090-521-20-48-01	Police Vehicle Maint	27,804.11	50,000.00	50,000.00	50,000.00	50,000.00
001-090-521-20-49-10	Police Dues & Subscriptions	41,114.89	72,060.00	72,060.00	72,060.00	72,060.00
001-090-521-20-49-20	Police Training & Education	34,802.50	40,000.00	30,000.00	45,000.00	45,000.00
001-090-521-20-49-55	Police Car Washes	149.00	0.00	0.00	0.00	0.00
001-090-521-20-49-57	Police Dry Cleaning	679.23	0.00	0.00	0.00	0.00
001-090-521-20-49-60	Police Regulatory Fees	0.00	0.00	0.00	0.00	0.00
521	**Law Enforcement**	**416,728.55**	**245,760.00**	**371,760.00**	**428,902.00**	**428,902.00**
522	**Fire & Emergency Medical**					
001-105-522-20-49-90	Enhanced 911	208,178.86	196,000.00	196,000.00	211,740.00	211,740.00
001-105-522-30-41-00	Fire Inv Professional Svcs	889.70	0.00	0.00	0.00	0.00
001-105-522-30-43-30	Fire Inv Travel	0.00	2,500.00	2,500.00	2,000.00	2,000.00
001-105-522-30-45-00	Fire Inv Spec Equip Rentals	0.00	1,000.00	1,000.00	1,500.00	1,500.00
001-105-522-30-49-10	Fire Inv Dues & Subscriptions	0.00	0.00	0.00	200.00	200.00
001-105-522-30-49-20	Fire Inv Training & Education	52.14	2,800.00	2,800.00	2,000.00	2,000.00
001-105-522-30-49-30	Fire Inv Specialty Materials	3,225.16	2,000.00	2,000.00	2,000.00	2,000.00
522	**Fire & Emergency Medical**	**212,345.86**	**204,300.00**	**204,300.00**	**219,440.00**	**219,440.00**
523	**Detention Correction Service**					
001-090-523-60-49-90	Police Care & Cust of Prisoner	56,542.41	75,000.00	75,000.00	100,000.00	100,000.00
001-090-523-60-49-91	Police Care & Cust-Jail	0.00	0.00	0.00	0.00	0.00
523	**Detention Correction Service**	**56,542.41**	**75,000.00**	**75,000.00**	**100,000.00**	**100,000.00**
524	**Protective Inspection Services**					
001-060-524-20-42-00	Inspect Communications	0.00	0.00	0.00	1,050.00	1,050.00
001-060-524-20-42-10	Inspect Cell Phone	1,912.54	1,100.00	1,100.00	1,410.00	1,410.00

Account Number	Description	2019 Year End Actuals	Original 2020 Adopted Budget	2020 Budget After Amendments	2021 Approved	2021 Adopted
001-060-524-20-42-20	Inspect Postage	69.18	50.00	50.00	500.00	500.00
001-060-524-20-42-30	Inspect Telephone	137.80	200.00	200.00	630.00	630.00
001-060-524-20-43-00	Inspect Travel	2,765.44	2,500.00	2,500.00	2,000.00	2,000.00
001-060-524-20-45-51	Comm Dev Trsf to ER&R	0.00	0.00	0.00	16,500.00	8,500.00
001-060-524-20-48-00	Inspect Repairs & Maint	1,232.83	1,500.00	1,500.00	2,500.00	2,500.00
001-060-524-20-49-10	Inspect Dues & Subscriptions	0.00	0.00	0.00	200.00	200.00
001-060-524-20-49-20	Inspect Training & Education	2,793.79	2,000.00	2,000.00	1,200.00	1,200.00
001-060-524-60-42-10	CodeEnf Cell Phone	252.35	200.00	200.00	780.00	780.00
001-060-524-60-42-30	CodeEnf Telephone	108.87	200.00	200.00	630.00	630.00
001-060-524-60-43-00	CodeEnf Travel	0.00	0.00	0.00	200.00	200.00
001-060-524-60-45-00	CodeEnf Rentals	0.00	0.00	0.00	100.00	100.00
001-060-524-60-48-00	CodeEnf Repair & Maint	0.00	0.00	0.00	150.00	150.00
001-060-524-60-49-10	CodeEnf Dues & Subscriptions	0.00	0.00	0.00	50.00	50.00
001-060-524-60-49-20	CodeEnf Training & Education	0.00	0.00	0.00	100.00	100.00
524	**Protective Inspection Services**	**9,272.80**	**7,750.00**	**7,750.00**	**28,000.00**	**20,000.00**
525	**Disaster Services**					
001-105-525-20-40-00	COVID-19 Mission #20-0265	0.00	0.00	0.00	0.00	0.00
001-105-525-20-41-00	Emerg Mgt Professional Svcs	0.00	7,000.00	7,000.00	0.00	0.00
001-105-525-20-49-90	Emergency Services	29,154.01	0.00	0.00	23,000.00	23,000.00
001-105-525-60-49-90	NW WA Incident Mgmt Team	0.00	200.00	200.00	450.00	450.00
525	**Disaster Services**	**29,154.01**	**7,200.00**	**7,200.00**	**23,450.00**	**23,450.00**
544	**RoadsStreets Operations**					
001-110-544-20-41-00	Eng Professional Services	1,652.33	1,500.00	1,500.00	3,000.00	3,000.00
001-110-544-20-41-05	Eng Consultant Dev Review	0.00	0.00	0.00	1,000.00	1,000.00
001-110-544-20-41-10	Eng Advertising	591.80	0.00	0.00	1,000.00	1,000.00
001-110-544-20-41-19	Eng Service Indirect Cost	-2,679.00	0.00	-2,679.00	-2,679.00	-2,679.00
001-110-544-20-42-10	Eng Cell Phone	2,914.70	2,500.00	2,500.00	2,150.00	2,150.00
001-110-544-20-42-20	Eng Postage	410.55	500.00	500.00	500.00	500.00
001-110-544-20-42-30	Eng Telephone	344.66	500.00	500.00	720.00	720.00
001-110-544-20-43-00	Eng Travel	397.65	0.00	0.00	500.00	500.00
001-110-544-20-45-00	Eng Rentals	214.47	0.00	0.00	200.00	200.00
001-110-544-20-45-51	Engineering Trsf to ER&R	0.00	0.00	0.00	0.00	7,300.00
001-110-544-20-45-52	Engineering Trsf to CR&R	0.00	0.00	0.00	9,425.00	9,425.00
001-110-544-20-48-00	Eng Repair & Maint	6,143.03	2,000.00	2,000.00	4,500.00	4,500.00
001-110-544-20-49-10	Eng Dues & Subscriptions	2,257.76	500.00	500.00	1,000.00	1,000.00
001-110-544-20-49-20	Eng Training & Education	750.00	0.00	0.00	2,000.00	2,000.00
544	**RoadsStreets Operations**	**12,997.95**	**7,500.00**	**4,821.00**	**23,316.00**	**30,616.00**
554	**Environmental Services**					
001-090-554-30-41-00	Animal Control Prof Services	5,320.99	12,000.00	12,000.00	12,000.00	12,000.00
001-090-554-30-48-00	Animal Control Maint	330.60	0.00	0.00	0.00	0.00
554	**Environmental Services**	**5,651.59**	**12,000.00**	**12,000.00**	**12,000.00**	**12,000.00**
558	**Comm. Planning & Economic Dev.**					

Account Number	Description	2019 Year End Actuals	Original 2020 Adopted Budget	2020 Budget After Amendments	2021 Approved	2021 Adopted
001-060-558-50-41-80	Permit Tracking Software	0.00	10,300.00	10,300.00	0.00	0.00
001-060-558-50-42-10	Permit Cell Phone	831.90	0.00	0.00	805.00	805.00
001-060-558-50-42-20	Permit Postage	0.00	0.00	0.00	500.00	500.00
001-060-558-50-42-30	Permit Telephone	131.18	200.00	200.00	680.00	680.00
001-060-558-50-43-00	Permit Travel	773.08	800.00	0.00	800.00	800.00
001-060-558-50-45-00	Permit Rentals	0.00	0.00	0.00	1,000.00	1,000.00
001-060-558-50-48-00	Permit Repair & Maint	5,957.68	6,000.00	0.00	6,000.00	6,000.00
001-060-558-50-49-10	Permit Dues & Subscriptions	230.00	200.00	200.00	200.00	200.00
001-060-558-50-49-20	Permit Training & Education	34.17	1,020.00	1,020.00	1,000.00	1,000.00
001-060-558-50-49-95	Permit Bank Service Charges	1,232.24	0.00	0.00	3,000.00	3,000.00
001-060-558-60-41-00	Planning Professional Services	46,111.58	20,500.00	14,300.00	20,000.00	20,000.00
001-060-558-60-41-90	Planning Public Notices	2,458.66	2,000.00	2,000.00	3,118.00	3,118.00
001-060-558-60-42-10	Planning Cell Phone	654.77	400.00	400.00	705.00	705.00
001-060-558-60-42-20	Planning Postage	679.69	500.00	500.00	3,000.00	3,000.00
001-060-558-60-42-30	Planning Telephone	179.38	300.00	300.00	655.00	655.00
001-060-558-60-43-00	Planning Travel	1,348.90	1,750.00	1,750.00	2,000.00	2,000.00
001-060-558-60-45-00	Planning Rentals	2,497.00	2,000.00	2,000.00	3,500.00	3,500.00
001-060-558-60-45-52	Comm Dev Trsf to CR&R	0.00	0.00	0.00	8,240.25	8,240.25
001-060-558-60-48-00	Planning Repair & Maint	5,243.29	3,000.00	3,000.00	3,000.00	3,000.00
001-060-558-60-49-10	Planning Dues & Subscriptions	627.00	900.00	900.00	1,000.00	1,000.00
001-060-558-60-49-20	Planning Training & Education	425.00	750.00	750.00	3,500.00	3,500.00
558	**Comm. Planning & Economic Dev.**	**69,415.52**	**50,620.00**	**37,620.00**	**62,703.25**	**62,703.25**
564	**Mental Health Services**					
001-112-564-41-41-00	Mntl Hlth Skagit Domestic Viol	0.00	1,000.00	1,000.00	1,500.00	1,500.00
001-112-564-41-41-01	Mntl Hlth SDV & SAS Crim Just	7,436.02	3,000.00	3,000.00	3,000.00	3,000.00
001-112-564-41-41-02	Mntl Hlth Skagit Co CommAction	0.00	15,000.00	15,000.00	15,000.00	15,000.00
564	**Mental Health Services**	**7,436.02**	**19,000.00**	**19,000.00**	**19,500.00**	**19,500.00**
566	**Chemical Dependency Services**					
001-112-566-41-41-00	Mntl Hlth Alcohol Program	12,257.30	12,000.00	12,000.00	12,000.00	12,000.00
566	**Chemical Dependency Services**	**12,257.30**	**12,000.00**	**12,000.00**	**12,000.00**	**12,000.00**
569	**Aging & Disability Services**					
001-112-569-10-41-70	Sr Svc Senior Services	0.00	25,000.00	25,000.00	25,000.00	25,000.00
569	**Aging & Disability Services**	**0.00**	**25,000.00**	**25,000.00**	**25,000.00**	**25,000.00**
571	**Educ & Recreational Activities**					
001-115-571-10-41-00	PksRecAdm Professional Service	3,292.08	5,000.00	5,000.00	5,500.00	5,500.00
001-115-571-10-41-01	PksRec Adm Advertising	2,834.03	2,450.00	2,450.00	3,900.00	3,900.00
001-115-571-10-42-10	PksRecAdm Cell Phone	1,717.07	1,650.00	1,650.00	720.00	720.00
001-115-571-10-42-20	PksRecAdm Postage	1,479.12	1,100.00	1,100.00	350.00	350.00
001-115-571-10-42-30	PksRecAdm Telephone	192.40	685.00	685.00	685.00	685.00
001-115-571-10-43-00	PksRecAdm Travel	1,022.76	1,415.00	1,415.00	2,015.00	2,015.00
001-115-571-10-45-00	PksRecAdm Rentals	0.00	0.00	0.00	0.00	0.00
001-115-571-10-48-00	PksRecAdm Repair & Maint	3,902.21	4,000.00	4,000.00	4,000.00	4,000.00

Account Number	Description	2019 Year End Actuals	Original 2020 Adopted Budget	2020 Budget After Amendments	2021 Approved	2021 Adopted
001-115-571-10-49-00	PksRecAdm Miscellaneous	891.80	800.00	800.00	0.00	0.00
001-115-571-10-49-10	PksRecAdm Dues & Subscriptions	1,525.00	1,535.00	1,535.00	1,605.00	1,605.00
001-115-571-10-49-20	PksRecAdm Training & Education	1,367.49	900.00	900.00	2,300.00	2,300.00
001-115-571-10-49-60	PksRecAdm Software Maintenance	2,145.86	2,300.00	2,300.00	2,300.00	2,300.00
001-115-571-10-49-95	PksRecAdm Bank Service Charges	2,377.09	1,500.00	1,500.00	3,500.00	3,500.00
001-115-571-20-41-00	Rec Professional Services	25,840.17	22,600.00	12,600.00	15,000.00	15,000.00
001-115-571-20-41-01	Rec Advertising	2,393.48	4,300.00	1,100.00	6,200.00	6,200.00
001-115-571-20-41-95	Rec YMCA Remittance	20,000.00	10,000.00	10,000.00	20,000.00	20,000.00
001-115-571-20-42-10	Rec Cell Phone	1,332.98	1,500.00	1,500.00	1,500.00	1,500.00
001-115-571-20-42-20	Rec Postage	1,708.91	1,450.00	1,450.00	800.00	800.00
001-115-571-20-42-30	Rec Telephone	130.69	685.00	685.00	685.00	685.00
001-115-571-20-43-00	Rec Travel	405.24	610.00	0.00	610.00	610.00
001-115-571-20-45-00	Rec Rentals	213.24	60.00	60.00	60.00	60.00
001-115-571-20-48-00	Rec Repair & Maintenance	472.75	1,000.00	0.00	1,000.00	1,000.00
001-115-571-20-49-00	Rec Miscellaneous	891.80	1,400.00	1,400.00	0.00	0.00
001-115-571-20-49-10	Rec Dues & Subscriptions	367.98	165.00	165.00	165.00	165.00
001-115-571-20-49-20	Rec Training & Education	574.00	650.00	0.00	650.00	650.00
001-115-571-20-49-98	Rec Excise Tax	1,274.02	1,000.00	1,000.00	1,000.00	1,000.00
571	**Educ & Recreational Activities**	**78,352.17**	**68,755.00**	**53,295.00**	**74,545.00**	**74,545.00**
572	**Libraries**					
001-104-572-20-41-00	Library Professional Services	391.00	8,770.00	770.00	450.00	450.00
001-104-572-20-41-01	Library Advertising	1,835.25	565.00	565.00	1,500.00	1,500.00
001-104-572-20-42-10	Library Cell Phone	713.63	0.00	0.00	750.00	750.00
001-104-572-20-42-20	Library Postage	2,920.39	3,000.00	3,000.00	3,200.00	3,200.00
001-104-572-20-42-30	Library Telephone	409.85	720.00	720.00	600.00	600.00
001-104-572-20-42-50	Library Internet Connection	2,388.00	2,400.00	2,400.00	2,600.00	2,600.00
001-104-572-20-43-00	Library Travel	3,779.38	4,450.00	0.00	1,000.00	1,000.00
001-104-572-20-45-00	Library Rentals	1,678.27	1,620.00	1,620.00	3,200.00	3,200.00
001-104-572-20-45-52	Library Trsf to CR&R	0.00	0.00	0.00	52,900.00	52,900.00
001-104-572-20-48-00	Library Repair & Maintenance	4,757.97	5,650.00	4,850.00	5,000.00	5,000.00
001-104-572-20-49-10	Library Dues & Subscriptions	26,808.77	24,870.00	23,145.00	28,200.00	28,200.00
001-104-572-20-49-20	Library Training & Education	9,898.65	4,935.00	1,935.00	5,000.00	5,000.00
001-104-572-20-49-60	Library Software Maintenance	9,914.35	15,000.00	10,000.00	10,300.00	10,300.00
001-104-572-20-49-95	Library Bank Service Charges	409.99	500.00	500.00	600.00	600.00
572	**Libraries**	**65,905.50**	**72,480.00**	**49,505.00**	**115,300.00**	**115,300.00**
573	**Cultural & Community Events**					
001-114-573-90-41-00	Festivals Professional Service	9,109.58	1,050.00	524.66	10,000.00	10,000.00
001-114-573-90-41-01	Festivals Advertising	7,935.71	6,150.00	413.00	8,000.00	8,000.00
001-114-573-90-42-20	Festivals Postage	1,972.24	1,900.00	359.27	700.00	700.00
001-114-573-90-45-00	Festivals Rentals	7,161.88	6,450.00	0.00	9,500.00	9,500.00
001-114-573-90-49-00	Festivals Fireworks BDD	10,000.00	5,000.00	0.00	10,000.00	10,000.00
001-114-573-90-49-01	Festivals Miscellaneous	891.81	1,750.00	374.41	0.00	0.00
573	**Cultural & Community Events**	**37,071.22**	**22,300.00**	**1,671.34**	**38,200.00**	**38,200.00**

Account Number	Description	2019 Year End Actuals	Original 2020 Adopted Budget	2020 Budget After Amendments	2021 Approved	2021 Adopted
576	**Park Facilities**					
001-115-576-80-41-00	Parks Professional Service	5,556.90	3,500.00	1,000.00	3,850.00	3,850.00
001-115-576-80-42-10	Parks Cell Phone	3,656.27	3,515.00	3,515.00	3,515.00	3,515.00
001-115-576-80-42-20	Parks Postage	17.10	25.00	25.00	45.00	45.00
001-115-576-80-42-30	Parks Telephone	259.89	680.00	680.00	680.00	680.00
001-115-576-80-43-00	Parks Travel	918.87	1,000.00	500.00	2,000.00	2,000.00
001-115-576-80-45-00	Parks Rentals	20,570.21	26,200.00	6,200.00	28,200.00	28,200.00
001-115-576-80-45-51	Parks Trsf to ER&R	0.00	0.00	0.00	0.00	0.00
001-115-576-80-45-52	Parks Trsf to CR&R	0.00	0.00	0.00	7,410.00	7,410.00
001-115-576-80-46-00	Parks Liability Insurance	32,570.83	33,480.00	33,480.00	49,373.00	49,373.00
001-115-576-80-47-00	Parks Misc Utilities	13,076.89	10,000.00	10,000.00	10,000.00	10,000.00
001-115-576-80-47-05	Parks Rotary Utilities	525.55	1,130.00	1,130.00	1,130.00	1,130.00
001-115-576-80-47-06	Parks Maiben Utilities	536.88	1,000.00	1,000.00	1,000.00	1,000.00
001-115-576-80-47-07	Parks River Pk Utilities	44,002.10	45,000.00	45,000.00	45,000.00	45,000.00
001-115-576-80-47-09	Parks Horseshoe Pits	2,115.14	1,100.00	1,100.00	1,100.00	1,100.00
001-115-576-80-47-10	Parks Water Park	4,509.98	0.00	0.00	5,700.00	5,700.00
001-115-576-80-48-00	Parks Bldgs Repair & Maint	3,245.27	2,100.00	1,100.00	2,100.00	2,100.00
001-115-576-80-48-01	Parks Grds Repair & Maint	113.93	1,000.00	1,000.00	1,000.00	1,000.00
001-115-576-80-48-02	Parks Vehicle Maint	3,860.03	5,000.00	5,000.00	5,000.00	5,000.00
001-115-576-80-48-03	Parks Equip Repair & Maint	7,178.30	4,000.00	4,000.00	5,000.00	5,000.00
001-115-576-80-48-05	Parks Turf Maintenance	35,213.44	36,300.00	33,750.00	45,000.00	45,000.00
001-115-576-80-49-10	Parks Dues & Subscriptions	316.93	305.00	305.00	400.00	400.00
001-115-576-80-49-20	Parks Training & Education	1,467.85	1,200.00	500.00	2,500.00	2,500.00
001-115-576-80-49-50	Parks Uniforms & Mats	1,920.77	2,500.00	2,500.00	3,500.00	3,500.00
001-115-576-80-49-90	Parks Regulatory Fees	146.25	575.00	575.00	575.00	575.00
001-115-576-80-49-98	Parks Excise Tax	1,576.15	2,000.00	2,000.00	2,000.00	2,000.00
001-115-576-80-49-99	Parks Dike Assessment	7,597.21	7,600.00	7,600.00	7,500.00	7,500.00
576	**Park Facilities**	**190,952.74**	**189,210.00**	**161,960.00**	**233,578.00**	**233,578.00**
	Services	**3,172,428.87**	**2,526,661.00**	**2,142,356.84**	**2,733,605.25**	**2,739,765.25**
	Intergovernmental Services					
523	**Detention Correction Service**					
001-010-523-50-40-00	Legis Public Safety Tax - Jail	419,322.35	375,000.00	375,000.00	420,000.00	420,000.00
523	**Detention Correction Service**	**419,322.35**	**375,000.00**	**375,000.00**	**420,000.00**	**420,000.00**
	Intergovernmental Services	**419,322.35**	**375,000.00**	**375,000.00**	**420,000.00**	**420,000.00**
	Capital Outlays					
525	**Disaster Services**					
001-105-525-20-60-00	COVID-19 Mission #20-0265	0.00	0.00	0.00	0.00	0.00
525	**Disaster Services**	**0.00**	**0.00**	**0.00**	**0.00**	**0.00**
594	**Capital Expenditures**					
001-010-594-11-64-00	Legis Emergency Expenses	0.00	0.00	0.00	0.00	0.00
001-010-594-18-60-00	Legis Regulatory Actions	100.00	0.00	0.00	0.00	0.00

Account Number	Description	2019 Year End Actuals	Original 2020 Adopted Budget	2020 Budget After Amendments	2021 Approved	2021 Adopted
001-090-594-21-64-04	Police WASPC Traf Saf Intox	0.00	0.00	0.00	1,000.00	1,000.00
594	**Capital Expenditures**	**100.00**	**0.00**	**0.00**	**1,000.00**	**1,000.00**
	Capital Outlays	**100.00**	**0.00**	**0.00**	**1,000.00**	**1,000.00**
	Expense Excluding Cash & Investments	**14,764,395.15**	**15,258,716.00**	**13,737,913.00**	**16,258,000.14**	**16,264,160.14**
	Revenue Excluding Cash & Investments					
	Taxes					
311	**General Property Tax**					
001-000-311-10-00-00	Real & Personal Property Tax	2,642,125.89	2,761,330.00	2,761,330.00	2,761,330.00	2,761,330.00
001-000-311-10-00-01	Prop Tax - New Construction	0.00	0.00	0.00	28,664.00	28,664.00
311	**General Property Tax**	**2,642,125.89**	**2,761,330.00**	**2,761,330.00**	**2,789,994.00**	**2,789,994.00**
313	**Retail Sales & Use Tax**					
001-000-313-11-00-00	Sales & Use Tax	7,856,932.56	9,000,000.00	8,900,000.00	8,900,000.00	8,900,000.00
001-000-313-15-00-00	Special Purp Tax - Pub Safety	419,322.35	375,000.00	420,000.00	420,000.00	420,000.00
001-000-313-61-00-00	Natural Gas Use Tax	7,882.07	10,000.00	10,000.00	10,000.00	10,000.00
001-000-313-71-00-00	Local Sales Tax Criminal Just	218,780.02	220,000.00	220,000.00	220,000.00	220,000.00
313	**Retail Sales & Use Tax**	**8,502,917.00**	**9,605,000.00**	**9,550,000.00**	**9,550,000.00**	**9,550,000.00**
316	**Business & Occupation Taxes**					
001-000-316-40-00-00	B&O Tax	0.00	0.00	0.00	700,000.00	700,000.00
001-000-316-41-00-00	Electricity Utility Tax	368,367.42	450,000.00	400,000.00	800,000.00	800,000.00
001-000-316-43-00-00	Natural Gas Utility Tax	85,461.54	120,000.00	95,000.00	190,000.00	190,000.00
001-000-316-47-00-00	Telephone Utility Tax	194,023.85	240,000.00	210,000.00	420,000.00	420,000.00
001-000-316-49-00-00	Cable TV Utility Tax	0.00	0.00	0.00	125,000.00	125,000.00
001-000-316-81-00-00	Gambling Tax Pnch Bds Pull Tab	28,042.33	20,000.00	25,000.00	15,000.00	15,000.00
316	**Business & Occupation Taxes**	**675,895.14**	**830,000.00**	**730,000.00**	**2,250,000.00**	**2,250,000.00**
317	**Excise Taxes**					
001-000-317-20-00-00	Leasehold Excise Tax	5,071.30	2,000.00	5,000.00	5,000.00	5,000.00
317	**Excise Taxes**	**5,071.30**	**2,000.00**	**5,000.00**	**5,000.00**	**5,000.00**
318	**Other Taxes**					
001-000-318-11-00-00	Admissions Tax	137,998.19	160,000.00	140,000.00	75,000.00	75,000.00
318	**Other Taxes**	**137,998.19**	**160,000.00**	**140,000.00**	**75,000.00**	**75,000.00**
	Taxes	**11,964,007.52**	**13,358,330.00**	**13,186,330.00**	**14,669,994.00**	**14,669,994.00**
	Licenses & Permits					
321	**Business Licenses & Permits**					
001-000-321-70-00-15	Amusements Licenses	2,024.76	3,000.00	2,500.00	2,500.00	2,500.00
001-000-321-91-00-00	Comcast Blackrock Franchise	110,425.32	125,000.00	115,000.00	115,000.00	115,000.00
001-000-321-91-00-05	Waste Mgmt Franchise Fee	135,058.84	150,000.00	140,000.00	140,000.00	140,000.00
001-000-321-99-00-00	Business Licenses & Permits	130,199.69	115,000.00	150,000.00	150,000.00	150,000.00

Account Number	Description	2019 Year End Actuals	Original 2020 Adopted Budget	2020 Budget After Amendments	2021 Approved	2021 Adopted
001-000-321-99-00-15	Vendor Licenses & Permits	0.00	100.00	0.00	0.00	0.00
001-115-321-99-00-00	PR Vendor Permits	1,691.02	2,000.00	1,500.00	1,500.00	1,500.00
321	**Business Licenses & Permits**	**379,399.63**	**395,100.00**	**409,000.00**	**409,000.00**	**409,000.00**
322	**Non-Bus Licenses & Permits**					
001-000-322-10-00-00	Building Permits	130,587.10	100,000.00	130,000.00	130,000.00	130,000.00
001-000-322-10-00-01	Plumbing & Mechanical Permits	37,941.50	25,000.00	35,000.00	35,000.00	35,000.00
001-000-322-10-00-02	Miscellaneous Permits	16,777.17	18,000.00	15,000.00	15,000.00	15,000.00
001-000-322-10-00-03	Technology Fee	0.00	0.00	0.00	0.00	0.00
001-000-322-30-00-00	Animal License Fees	805.00	1,500.00	1,000.00	1,000.00	1,000.00
001-000-322-90-00-00	Gun Permits	1,482.50	1,500.00	1,700.00	1,700.00	1,700.00
322	**Non-Bus Licenses & Permits**	**187,593.27**	**146,000.00**	**182,700.00**	**182,700.00**	**182,700.00**
	Licenses & Permits	**566,992.90**	**541,100.00**	**591,700.00**	**591,700.00**	**591,700.00**
	Intergovernmental Revenues					
331	**Direct Federal Grants**					
001-000-331-16-60-02	Natl Inst of Justice Vests	3,742.09	0.00	0.00	0.00	0.00
331	**Direct Federal Grants**	**3,742.09**	**0.00**	**0.00**	**0.00**	**0.00**
332	**Federal Revenues**					
001-000-332-92-10-00	COVID-19 Non Grant Assistance	0.00	0.00	0.00	0.00	0.00
332	**Federal Revenues**	**0.00**	**0.00**	**0.00**	**0.00**	**0.00**
333	**Indirect Federal Grants**					
001-000-333-20-60-02	WASPC Traffic Safety IntxRdar	0.00	0.00	0.00	0.00	0.00
001-000-333-45-00-04	IMLS Cares Act Grant Library	0.00	0.00	0.00	0.00	0.00
001-000-333-45-00-05	Coronavirus Relief Funds	0.00	0.00	0.00	411,300.00	0.00
333	**Indirect Federal Grants**	**0.00**	**0.00**	**0.00**	**411,300.00**	**0.00**
334	**State Grants**					
001-000-334-01-20-00	State Grant from Jud. Agencies	900.00	0.00	0.00	0.00	0.00
001-000-334-03-50-00	WA Traffic Safety Comm	0.00	0.00	0.00	0.00	0.00
001-000-334-04-20-00	Dept of Commerce GMA Grant	0.00	6,000.00	6,000.00	6,000.00	6,000.00
001-000-334-04-90-10	DNU WA State Trauma Care Grant	0.00	0.00	0.00	0.00	0.00
334	**State Grants**	**900.00**	**6,000.00**	**6,000.00**	**6,000.00**	**6,000.00**
336	**State Shared Revenues**					
001-000-336-00-99-00	Streamlined Mitigation	45,590.57	0.00	40,000.00	40,000.00	40,000.00
001-000-336-01-29-02	State Judicial Salary Contrib	7,938.00	4,000.00	6,000.00	6,000.00	6,000.00
001-000-336-06-20-00	Crim Justice Cities High Crime	35,283.73	20,000.00	35,000.00	35,000.00	35,000.00
001-000-336-06-21-00	Crim Just Violent CrimesPopul	2,705.34	2,500.00	2,500.00	2,500.00	2,500.00
001-000-336-06-26-00	Crim Just Special Programs	9,733.29	10,000.00	10,000.00	10,000.00	10,000.00
001-000-336-06-41-00	Marijuana Enforcement	0.00	10,000.00	0.00	0.00	0.00
001-000-336-06-42-00	Marijuana Excise Tax Dist	10,491.23	10,000.00	11,000.00	11,000.00	11,000.00
001-000-336-06-51-00	DUI & Other Crim Just Assist	1,257.51	1,500.00	1,500.00	1,500.00	1,500.00

Account Number	Description	2019 Year End Actuals	Original 2020 Adopted Budget	2020 Budget After Amendments	2021 Approved	2021 Adopted
001-000-336-06-94-00	LiquorBeer Excise Tax	49,344.03	50,000.00	50,000.00	50,000.00	50,000.00
001-000-336-06-95-00	Liquor Control Board Profits	73,569.47	73,000.00	75,000.00	75,000.00	75,000.00
336	**State Shared Revenues**	**235,913.17**	**181,000.00**	**231,000.00**	**231,000.00**	**231,000.00**
337	**Interlocal Grants & Other**					
001-000-337-00-00-00	Skagit Co Econ Dev Funding	0.00	0.00	0.00	0.00	0.00
001-000-337-00-00-20	Local Grants	6,407.43	0.00	0.00	0.00	0.00
001-000-337-15-00-00	Public Safety Tax Rebate	297,264.33	300,000.00	300,000.00	300,000.00	300,000.00
001-000-337-72-00-04	Skagit County Contribution	18,509.00	5,000.00	15,000.00	15,000.00	15,000.00
001-000-337-72-00-05	Evergreen Consortium Reimb	135.00	0.00	0.00	0.00	0.00
001-115-337-00-00-20	Local Grants	205.00	0.00	0.00	0.00	0.00
337	**Interlocal Grants & Other**	**322,520.76**	**305,000.00**	**315,000.00**	**315,000.00**	**315,000.00**
	Intergovernmental Revenues	**563,076.02**	**492,000.00**	**552,000.00**	**963,300.00**	**552,000.00**
	Charges for Services					
341	**General Government**					
001-000-341-32-00-00	Court Records Services	775.31	250.00	250.00	250.00	250.00
001-000-341-33-00-01	City Diversion Program	0.00	900.00	900.00	900.00	900.00
001-000-341-33-02-00	Warrant Admin Costs	8,999.05	10,000.00	10,000.00	10,000.00	10,000.00
001-000-341-33-03-00	Deferred Prosecution	273.75	2,000.00	2,000.00	2,000.00	2,000.00
001-000-341-33-06-00	IT Time Pay Fees	919.87	2,000.00	2,000.00	2,000.00	2,000.00
001-000-341-62-00-00	Court Tape Duplicating Fees	2.67	25.00	25.00	25.00	25.00
001-000-341-62-00-01	Printing & Duplication	364.01	300.00	300.00	300.00	300.00
001-000-341-70-00-15	Sales of Merchandise	0.00	2,000.00	2,000.00	2,000.00	2,000.00
001-000-341-81-00-04	Printing & Duplication Library	8,112.35	7,000.00	7,000.00	7,000.00	7,000.00
001-000-341-91-00-00	Election Candidate Filing Fees	0.00	1,000.00	1,000.00	1,000.00	1,000.00
001-000-341-95-00-00	Legal Services Application Fee	0.00	1,000.00	1,000.00	1,000.00	1,000.00
001-000-341-95-00-01	Public Def Prog Cost Share MV	16,152.75	14,000.00	14,000.00	14,000.00	14,000.00
001-000-341-99-00-00	Passport & Naturalization Fees	19,595.00	15,000.00	15,000.00	15,000.00	15,000.00
001-115-341-70-00-00	PR Sales of Merchandise	4,219.70	2,000.00	2,000.00	2,000.00	2,000.00
341	**General Government**	**59,414.46**	**57,475.00**	**57,475.00**	**57,475.00**	**57,475.00**
342	**Public Safety**					
001-000-342-10-00-00	Special Patrol Services	4,132.02	5,000.00	5,000.00	5,000.00	5,000.00
001-000-342-10-00-01	Fingerprints	0.00	900.00	900.00	900.00	900.00
001-000-342-21-00-10	Fire Protection Services	0.00	20,000.00	0.00	0.00	0.00
001-000-342-33-00-00	Adult Probation Services	9,093.96	5,000.00	5,000.00	5,000.00	5,000.00
001-000-342-38-01-00	Pretrial Sup CLJ	1,565.04	2,000.00	2,000.00	2,000.00	2,000.00
001-000-342-40-00-00	Protective Inspection Services	1,125.00	1,500.00	1,500.00	1,500.00	1,500.00
001-000-342-40-00-04	Fire Plan Review	5,384.47	3,500.00	3,500.00	3,500.00	3,500.00
342	**Public Safety**	**21,300.49**	**37,900.00**	**17,900.00**	**17,900.00**	**17,900.00**
343	**Utilities**					
001-000-343-20-00-00	Fiber Service	30,486.42	20,000.00	30,000.00	30,000.00	30,000.00
343	**Utilities**	**30,486.42**	**20,000.00**	**30,000.00**	**30,000.00**	**30,000.00**

Account Number	Description	2019 Year End Actuals	Original 2020 Adopted Budget	2020 Budget After Amendments	2021 Approved	2021 Adopted
345	**Natural & Economic Environment**					
001-000-345-29-00-00	Other Environmental SvcRebate	4,061.09	0.00	0.00	0.00	0.00
001-000-345-81-00-00	Zoning & Subdivision Fees	10,970.00	10,000.00	15,000.00	15,000.00	15,000.00
001-000-345-83-00-00	Plan Checking Fees	82,583.14	55,000.00	80,000.00	80,000.00	80,000.00
001-000-345-89-00-00	Other Planning & Development	24,066.09	20,000.00	20,000.00	20,000.00	20,000.00
345	**Natural & Economic Environment**	**121,680.32**	**85,000.00**	**115,000.00**	**115,000.00**	**115,000.00**
347	**Culture & Recreation**					
001-000-347-20-00-04	Library Service Fees	17,951.05	20,000.00	20,000.00	20,000.00	20,000.00
001-000-347-60-00-15	Program Fees	0.00	0.00	0.00	0.00	0.00
001-115-347-30-00-00	PR Concessions Sales	161.82	200.00	200.00	200.00	200.00
001-115-347-60-00-00	PR Program Fees	59,854.52	75,000.00	65,000.00	65,000.00	65,000.00
347	**Culture & Recreation**	**77,967.39**	**95,200.00**	**85,200.00**	**85,200.00**	**85,200.00**
	Charges for Services	**310,849.08**	**295,575.00**	**305,575.00**	**305,575.00**	**305,575.00**
	Fines & Penalties					
352	**Civil Penalties**					
001-000-352-30-00-00	Proof of MV Insurance	285.23	500.00	500.00	500.00	500.00
352	**Civil Penalties**	**285.23**	**500.00**	**500.00**	**500.00**	**500.00**
353	**Civil Infraction Penalties**					
001-000-353-10-00-00	Traffic Infraction Penalties	57,569.77	72,000.00	50,300.00	50,300.00	50,300.00
001-000-353-70-04-00	Non-Traffic Infractions	690.61	1,000.00	1,000.00	1,000.00	1,000.00
353	**Civil Infraction Penalties**	**58,260.38**	**73,000.00**	**51,300.00**	**51,300.00**	**51,300.00**
354	**Civil Parking Infraction Fines**					
001-000-354-00-00-00	Civil Parking Infrac Penalties	2,679.50	1,200.00	1,200.00	1,200.00	1,200.00
354	**Civil Parking Infraction Fines**	**2,679.50**	**1,200.00**	**1,200.00**	**1,200.00**	**1,200.00**
355	**Criminal Traffic Misdemeanor**					
001-000-355-20-00-00	DUI Fines	5,584.93	6,000.00	6,000.00	6,000.00	6,000.00
001-000-355-20-01-00	DUI DP Acct	1,101.01	1,000.00	1,000.00	1,000.00	1,000.00
001-000-355-80-01-00	Criminal Traffic Misdemeanor	9,780.02	12,000.00	12,000.00	12,000.00	12,000.00
355	**Criminal Traffic Misdemeanor**	**16,465.96**	**19,000.00**	**19,000.00**	**19,000.00**	**19,000.00**
356	**Criminal Non-Traffic Fines**					
001-000-356-90-04-00	Other Crimimal Non Traffic	5,187.61	12,000.00	12,000.00	12,000.00	12,000.00
356	**Criminal Non-Traffic Fines**	**5,187.61**	**12,000.00**	**12,000.00**	**12,000.00**	**12,000.00**
359	**Non-Court Fines & Penalties**					
001-000-359-90-00-00	Misc Fines & Penalties Lib	2,596.34	3,000.00	3,000.00	3,000.00	3,000.00
001-000-359-90-00-01	Misc Fines & Penalities Pol	1,630.50	3,000.00	3,000.00	3,000.00	3,000.00
359	**Non-Court Fines & Penalties**	**4,226.84**	**6,000.00**	**6,000.00**	**6,000.00**	**6,000.00**

Account Number	Description	2019 Year End Actuals	Original 2020 Adopted Budget	2020 Budget After Amendments	2021 Approved	2021 Adopted
	Fines & Penalties	**87,105.52**	**111,700.00**	**90,000.00**	**90,000.00**	**90,000.00**
	Miscellaneous Revenues					
361	**Interest & Other Earnings**					
001-000-361-11-00-00	Investment Earnings	60,029.35	25,000.00	40,500.00	35,235.00	35,235.00
001-000-361-40-00-00	Sales & Use Tax Interest	13,089.43	5,000.00	10,000.00	10,000.00	10,000.00
001-000-361-40-01-00	DM Interest Income General	688.55	2,000.00	500.00	500.00	500.00
001-000-361-40-03-00	DM Interest Income Court	688.55	2,000.00	500.00	500.00	500.00
361	**Interest & Other Earnings**	**74,495.88**	**34,000.00**	**51,500.00**	**46,235.00**	**46,235.00**
362	**Rents, Leases & Concessions**					
001-000-362-00-00-00	Rents and Leases	300.00	50,000.00	0.00	0.00	0.00
001-115-362-00-00-10	PR Picnic Shelter Rentals	3,667.50	4,000.00	4,000.00	4,000.00	4,000.00
001-115-362-00-00-11	PR CommunitySr Center Rentals	21,599.25	12,000.00	15,000.00	15,000.00	15,000.00
001-115-362-00-00-12	PR Pks & Rec Bldg Rentals	832.50	1,000.00	1,000.00	1,000.00	1,000.00
001-115-362-00-00-13	PR Maiben House Rentals	9,995.00	10,000.00	10,000.00	10,000.00	10,000.00
001-115-362-00-00-14	PR Skgt Rvr Prk Field Rentals	69,293.15	70,000.00	70,000.00	70,000.00	70,000.00
001-115-362-00-00-15	PR Skgt Rvr Prk Event Rentals	2,818.00	3,000.00	3,000.00	3,000.00	3,000.00
001-115-362-00-00-16	PR Park Field Rentals	2,082.00	2,000.00	2,000.00	2,000.00	2,000.00
001-115-362-00-00-17	PR Park Event Rentals	50.00	200.00	200.00	200.00	200.00
001-115-362-00-00-18	PR Portable Toilets	11,062.01	17,000.00	12,000.00	12,000.00	12,000.00
001-115-362-00-00-97	PR Short Term Rentals	1,395.22	500.00	500.00	500.00	500.00
001-115-362-00-00-98	PR Long Term Rentals	3,067.84	2,000.00	2,000.00	2,000.00	2,000.00
001-115-362-00-00-99	PR Whitmarsh House Rental	8,590.34	9,000.00	9,000.00	9,000.00	9,000.00
362	**Rents, Leases & Concessions**	**134,752.81**	**180,700.00**	**128,700.00**	**128,700.00**	**128,700.00**
367	**Nongvt Contribution Donations**					
001-000-367-11-00-00	Gifts Pledges & Grants	0.00	0.00	0.00	0.00	0.00
001-000-367-11-00-02	Private Grant Proj Lifesaver	392.00	0.00	0.00	0.00	0.00
001-115-367-00-00-00	PR Sponsorship Contributions	6,430.00	9,000.00	9,000.00	9,000.00	9,000.00
001-115-367-00-00-20	Private Grant NSCDA Hist doors	0.00	0.00	0.00	0.00	0.00
367	**Nongvt Contribution Donations**	**6,822.00**	**9,000.00**	**9,000.00**	**9,000.00**	**9,000.00**
369	**Other Miscellaneous Revenues**					
001-000-369-10-00-00	Sale of Surplus	8,720.11	200.00	200.00	200.00	200.00
001-000-369-20-00-00	Proceeds - Sale Unclaimed Prop	5,709.59	0.00	0.00	0.00	0.00
001-000-369-40-00-00	Judgements & Settlements	14,145.74	12,000.00	12,000.00	12,000.00	12,000.00
001-000-369-81-00-00	Cash Adjustments	-9,630.58	125.00	125.00	125.00	125.00
001-000-369-91-00-00	Miscellaneous Other	5,098.61	5,000.00	5,000.00	5,000.00	5,000.00
001-115-369-91-00-00	Miscellaneous Other	150.00	0.00	0.00	0.00	0.00
369	**Other Miscellaneous Revenues**	**24,193.47**	**17,325.00**	**17,325.00**	**17,325.00**	**17,325.00**
	Miscellaneous Revenues	**240,264.16**	**241,025.00**	**206,525.00**	**201,260.00**	**201,260.00**
	Other Increases in Resources					
388	**Prior Period Adjustment**					

Account Number	Description	2019 Year End Actuals	Original 2020 Adopted Budget	2020 Budget After Amendments	2021 Approved	2021 Adopted
001-000-388-10-00-00	Prior Period Adjustment	0.00	0.00	0.00	0.00	0.00
001-000-388-80-00-00	Prior Period Adjustment	0.00	0.00	0.00	0.00	0.00
388	**Prior Period Adjustment**	**0.00**	**0.00**	**0.00**	**0.00**	**0.00**
	Other Increases in Resources	**0.00**	**0.00**	**0.00**	**0.00**	**0.00**
	Other Financing Sources					
395	**Disposition of Capital Assets**					
001-000-395-20-00-00	Comp for Capital Asset Loss	9,055.39	0.00	0.00	0.00	0.00
395	**Disposition of Capital Assets**	**9,055.39**	**0.00**	**0.00**	**0.00**	**0.00**
397	**Transfers In**					
001-000-397-00-01-01	Transfer In - Streets	0.00	120,432.00	0.00	0.00	0.00
001-000-397-00-04-01	Transfer In - Sewer	0.00	284,556.00	0.00	0.00	0.00
001-000-397-00-04-25	Transfer In - Storm	0.00	110,321.00	0.00	0.00	0.00
397	**Transfers In**	**0.00**	**515,309.00**	**0.00**	**0.00**	**0.00**
	Other Financing Sources	**9,055.39**	**515,309.00**	**0.00**	**0.00**	**0.00**
	Revenue Excluding Cash & Investments	**13,741,350.59**	**15,555,039.00**	**14,932,130.00**	**16,821,829.00**	**16,410,529.00**
001	**General Fund**	**-1,023,044.56**	**296,323.00**	**1,194,217.00**	**563,828.86**	**146,368.86**

General Ledger
2021 Adopted Budget

User: joes
Printed: 11/17/2020 2:24:38 PM
Period 01 - 15
Fiscal Year 2021

Account Number	Description	2019 Year End Actuals	Original 2020 Adopted Budget	2020 Budget After Amendments	2021 Approved	2021 Adopted
101	**City Street Fund**					
	Expense Excluding Cash & Investments					
	Other Decreases					
588	**Prior Period Adjustment**					
101-000-588-10-00-00	Prior Period Adjustment	0.00	0.00	0.00	0.00	0.00
101-999-588-10-00-00	Prior Period Adjustment	0.00	0.00	0.00	0.00	0.00
588	**Prior Period Adjustment**	**0.00**	**0.00**	**0.00**	**0.00**	**0.00**
597	**Transfers Out**					
101-101-597-00-00-01	Transfer to - General	0.00	120,432.00	0.00	0.00	0.00
101-101-597-00-05-01	Transfer to - ER & R	0.00	25,000.00	0.00	0.00	0.00
101-101-597-00-05-02	Transfer to - CR&R	0.00	713.00	0.00	0.00	0.00
597	**Transfers Out**	**0.00**	**146,145.00**	**0.00**	**0.00**	**0.00**
	Other Decreases	**0.00**	**146,145.00**	**0.00**	**0.00**	**0.00**
	Salaries & Wages					
542	**RoadsStreets Maintenance**					
101-101-542-30-10-00	Street Salaries & Wages	225,037.10	208,170.00	130,979.46	187,050.68	187,050.68
101-101-542-30-10-15	Street Seasonal Wages	19,082.61	19,315.00	24,712.00	24,712.00	24,712.00
101-101-542-30-11-00	Street Overtime	4,207.33	3,000.00	4,326.00	4,326.00	4,326.00
101-101-542-30-19-00	Street Salaries Indirect Cost	51,315.00	0.00	47,901.00	47,901.00	47,901.00
542	**RoadsStreets Maintenance**	**299,642.04**	**230,485.00**	**207,918.46**	**263,989.68**	**263,989.68**
	Salaries & Wages	**299,642.04**	**230,485.00**	**207,918.46**	**263,989.68**	**263,989.68**
	Personnel Benefits					
542	**RoadsStreets Maintenance**					
101-101-542-30-21-00	Street Retirement	29,256.79	26,710.00	28,715.28	24,260.47	24,260.47
101-101-542-30-22-00	Street L & I	6,670.54	7,100.00	5,739.76	4,746.44	4,746.44
101-101-542-30-23-00	Street FICA	17,589.29	17,635.00	19,303.20	16,530.78	16,530.78
101-101-542-30-24-00	Street Medical Insurance	75,180.04	78,905.00	70,458.38	58,407.91	58,407.91
101-101-542-30-25-00	Street Life Insurance	51.00	55.00	51.00	40.80	40.80
101-101-542-30-26-00	Street ESD	102.55	0.00	370.42	317.22	317.22
101-101-542-30-27-00	Street Protective Clothing	3,212.78	2,705.00	2,705.00	2,705.00	2,705.00

Account Number	Description	2019 Year End Actuals	Original 2020 Adopted Budget	2020 Budget After Amendments	2021 Approved	2021 Adopted
542	**RoadsStreets Maintenance**	**132,062.99**	**133,110.00**	**127,343.04**	**107,008.62**	**107,008.62**
	Personnel Benefits	**132,062.99**	**133,110.00**	**127,343.04**	**107,008.62**	**107,008.62**
	Supplies					
542	**RoadsStreets Maintenance**					
101-101-542-30-31-00	Street Office Supplies	484.18	400.00	400.00	400.00	400.00
101-101-542-30-31-10	Street Operating Supplies	36,969.07	70,000.00	58,800.00	65,000.00	65,000.00
101-101-542-30-31-30	Street Vehicle Maint Supplies	12,992.32	20,000.00	20,000.00	20,000.00	20,000.00
101-101-542-30-31-50	Street Road Repair & Maint Sup	22,909.67	0.00	0.00	0.00	0.00
101-101-542-30-31-51	Street Road Striping Paint Sup	16,882.78	17,000.00	11,560.00	12,000.00	12,000.00
101-101-542-30-31-52	Street Snow & Ice Supplies	20,789.37	15,000.00	11,400.00	10,000.00	10,000.00
101-101-542-30-31-70	Street In-House Sm Project Sup	7,525.22	0.00	0.00	0.00	0.00
101-101-542-30-31-71	Street In-House Sidewalk Sup	19,453.27	20,000.00	18,000.00	15,000.00	15,000.00
101-101-542-30-32-00	Street Fuel Consumed	21,793.08	25,000.00	22,500.00	25,000.00	25,000.00
101-101-542-30-35-00	Street Small Tools & Equipment	5,147.81	10,000.00	5,000.00	7,000.00	7,000.00
542	**RoadsStreets Maintenance**	**164,946.77**	**177,400.00**	**147,660.00**	**154,400.00**	**154,400.00**
	Supplies	**164,946.77**	**177,400.00**	**147,660.00**	**154,400.00**	**154,400.00**
	Services					
542	**RoadsStreets Maintenance**					
101-101-542-30-41-00	Street Professional Services	0.00	10,000.00	10,000.00	3,500.00	3,500.00
101-101-542-30-41-01	Street Indirect Cost	29,748.00	0.00	28,567.00	28,567.00	28,567.00
101-101-542-30-42-10	Street Cell Phone	3,659.70	4,000.00	3,600.00	4,000.00	4,000.00
101-101-542-30-42-30	Street Telephone	157.44	525.00	472.50	525.00	525.00
101-101-542-30-43-00	Street Travel	0.00	1,000.00	0.00	1,000.00	1,000.00
101-101-542-30-45-00	Street Rentals	24,251.95	15,300.00	15,300.00	16,000.00	16,000.00
101-101-542-30-45-10	Street Contracted Snow Removal	0.00	0.00	0.00	1,500.00	1,500.00
101-101-542-30-45-15	Street ER&R	225,335.04	0.00	0.00	0.00	0.00
101-101-542-30-45-51	Street Trsf to ER&R	0.00	0.00	25,000.00	102,817.00	110,997.00
101-101-542-30-45-52	Street Trsf to CR&R	0.00	0.00	0.00	4,530.00	4,530.00
101-101-542-30-46-00	Street Insurance	14,863.40	16,195.00	11,671.00	12,330.00	12,330.00
101-101-542-30-47-00	Street Utilities	4,232.10	4,000.00	4,000.00	4,000.00	4,000.00
101-101-542-30-47-10	Street Lighting & Signals Util	126,357.98	142,800.00	142,800.00	142,800.00	142,800.00
101-101-542-30-47-20	Street Signals Repair & Maint	14,648.68	17,500.00	17,500.00	0.00	0.00
101-101-542-30-48-00	Street Flagging Services	0.00	0.00	0.00	0.00	0.00
101-101-542-30-48-10	Street Vehicle Repair & Maint	13,329.82	15,000.00	13,500.00	15,000.00	15,000.00
101-101-542-30-48-50	Street Contract Repair & Maint	11,420.66	0.00	0.00	57,500.00	57,500.00
101-101-542-30-48-52	Street Contr Vegetation Maint	2,378.55	0.00	0.00	0.00	0.00
101-101-542-30-48-55	Street Contracted Sidewalks	0.00	0.00	0.00	0.00	0.00
101-101-542-30-49-10	Street Dues & Subscriptions	112.98	55.00	55.00	55.00	55.00
101-101-542-30-49-20	Street Training & Education	435.00	1,000.00	0.00	1,000.00	1,000.00
101-101-542-30-49-50	Street Uniforms & Mats	2,456.09	2,000.00	1,800.00	2,000.00	2,000.00
101-101-542-30-49-70	Street Debris Disposal	9,770.08	5,500.00	5,500.00	10,000.00	10,000.00
101-101-542-30-49-72	Street Concrete & Asphalt Dis	467.84	0.00	0.00	3,000.00	3,000.00
101-101-542-30-49-75	Street Oil Disposal	113.06	0.00	0.00	500.00	500.00

Account Number	Description	2019 Year End Actuals	Original 2020 Adopted Budget	2020 Budget After Amendments	2021 Approved	2021 Adopted
101-101-542-30-49-90	Street Regulatory Fees	0.00	5,000.00	5,000.00	5,000.00	5,000.00
101-101-542-30-49-99	Street Dike Assessment	6,225.67	6,750.00	6,750.00	6,750.00	6,750.00
542	**RoadsStreets Maintenance**	**489,964.04**	**246,625.00**	**291,515.50**	**422,374.00**	**430,554.00**
	Services	**489,964.04**	**246,625.00**	**291,515.50**	**422,374.00**	**430,554.00**
	Expense Excluding Cash & Investments	**1,086,615.84**	**933,765.00**	**774,437.00**	**947,772.30**	**955,952.30**
	Revenue Excluding Cash & Investments					
	Taxes					
313	**Retail Sales & Use Tax**					
101-000-313-11-00-00	Sales & Use Tax	872,992.49	0.00	0.00	0.00	0.00
313	**Retail Sales & Use Tax**	**872,992.49**	**0.00**	**0.00**	**0.00**	**0.00**
	Taxes	**872,992.49**	**0.00**	**0.00**	**0.00**	**0.00**
	Licenses & Permits					
322	**Non-Bus Licenses & Permits**					
101-000-322-40-00-00	Street & Curb Permits	13,469.50	15,000.00	15,000.00	15,000.00	15,000.00
322	**Non-Bus Licenses & Permits**	**13,469.50**	**15,000.00**	**15,000.00**	**15,000.00**	**15,000.00**
	Licenses & Permits	**13,469.50**	**15,000.00**	**15,000.00**	**15,000.00**	**15,000.00**
	Intergovernmental Revenues					
336	**State Shared Revenues**					
101-000-336-00-71-00	Multimodal Trans City	12,493.94	20,000.00	20,000.00	20,000.00	20,000.00
101-000-336-00-87-00	Motor Vehicle Fuel Tax	190,270.97	200,000.00	200,000.00	200,000.00	200,000.00
336	**State Shared Revenues**	**202,764.91**	**220,000.00**	**220,000.00**	**220,000.00**	**220,000.00**
	Intergovernmental Revenues	**202,764.91**	**220,000.00**	**220,000.00**	**220,000.00**	**220,000.00**
	Charges for Services					
342	**Public Safety**					
101-000-342-40-00-01	Street Plan Review Fees	515.00	1,000.00	1,000.00	1,000.00	1,000.00
342	**Public Safety**	**515.00**	**1,000.00**	**1,000.00**	**1,000.00**	**1,000.00**
	Charges for Services	**515.00**	**1,000.00**	**1,000.00**	**1,000.00**	**1,000.00**
	Miscellaneous Revenues					
361	**Interest & Other Earnings**					
101-000-361-11-00-00	Investment Earnings	22,342.22	3,000.00	3,000.00	2,610.00	2,610.00
101-000-361-40-00-00	Sales & Use Tax Interest	3,008.46	3,000.00	3,000.00	3,000.00	3,000.00
361	**Interest & Other Earnings**	**25,350.68**	**6,000.00**	**6,000.00**	**5,610.00**	**5,610.00**
362	**Rents, Leases & Concessions**					
101-000-362-00-00-00	Streets Rents and Leases	31,873.46	36,000.00	36,000.00	36,000.00	36,000.00
362	**Rents, Leases & Concessions**	**31,873.46**	**36,000.00**	**36,000.00**	**36,000.00**	**36,000.00**

Account Number	Description	2019 Year End Actuals	Original 2020 Adopted Budget	2020 Budget After Amendments	2021 Approved	2021 Adopted
369	**Other Miscellaneous Revenues**					
101-000-369-10-00-00	Streets Sale of Surplus	1,277.63	0.00	0.00	0.00	0.00
101-000-369-40-00-00	Other Judgements & Settlements	229.80	0.00	0.00	0.00	0.00
101-000-369-81-00-00	Cash Adjustments	0.00	0.00	0.00	0.00	0.00
101-000-369-91-00-00	Miscellaneous Other	0.00	0.00	0.00	0.00	0.00
369	**Other Miscellaneous Revenues**	**1,507.43**	**0.00**	**0.00**	**0.00**	**0.00**
398	**Insurance Recoveries**					
101-000-398-10-00-00	Insurance Recoveries	0.00	0.00	0.00	0.00	0.00
398	**Insurance Recoveries**	**0.00**	**0.00**	**0.00**	**0.00**	**0.00**
	Miscellaneous Revenues	**58,731.57**	**42,000.00**	**42,000.00**	**41,610.00**	**41,610.00**
	Other Financing Sources					
395	**Disposition of Capital Assets**					
101-000-395-10-00-00	Proceeds-Sale of Capital Asset	44,000.00	0.00	0.00	0.00	0.00
395	**Disposition of Capital Assets**	**44,000.00**	**0.00**	**0.00**	**0.00**	**0.00**
397	**Transfers In**					
101-000-397-00-00-01	Transfer In - Sales Tax CE	0.00	0.00	0.00	50,000.00	50,000.00
397	**Transfers In**	**0.00**	**0.00**	**0.00**	**50,000.00**	**50,000.00**
	Other Financing Sources	**44,000.00**	**0.00**	**0.00**	**50,000.00**	**50,000.00**
	Revenue Excluding Cash & Investments	**1,192,473.47**	**278,000.00**	**278,000.00**	**327,610.00**	**327,610.00**
101	**City Street Fund**	**105,857.63**	**-655,765.00**	**-496,437.00**	**-620,162.30**	**-628,342.30**

General Ledger
2021 Adopted Budget

User: joes
Printed: 11/17/2020 2:24:38 PM
Period 01 - 15
Fiscal Year 2021

Account Number	Description	2019 Year End Actuals	Original 2020 Adopted Budget	2020 Budget After Amendments	2021 Approved	2021 Adopted
102	**Arterial Street Fund**					
	Expense Excluding Cash & Investments					
	Other Decreases					
588	**Prior Period Adjustment**					
102-999-588-10-00-00	Prior Period Adjustment	0.00	0.00	0.00	0.00	0.00
588	**Prior Period Adjustment**	**0.00**	**0.00**	**0.00**	**0.00**	**0.00**
589	**Other Nonexpenditures**					
102-000-589-20-00-00	DNU Retainage Deposits	0.00	0.00	0.00	0.00	0.00
589	**Other Nonexpenditures**	**0.00**	**0.00**	**0.00**	**0.00**	**0.00**
597	**Transfers Out**					
102-102-597-95-71-00	Transfer Out to Fund 201 - Pri	0.00	239,588.00	239,588.00	0.00	0.00
102-102-597-95-81-00	Transfer Out to Fund 201 - Int	0.00	58,133.00	58,133.00	40,430.00	40,430.00
597	**Transfers Out**	**0.00**	**297,721.00**	**297,721.00**	**40,430.00**	**40,430.00**
	Other Decreases	**0.00**	**297,721.00**	**297,721.00**	**40,430.00**	**40,430.00**
	Services					
542	**RoadsStreets Maintenance**					
102-102-542-30-41-90	Art St Public Notices	0.00	0.00	0.00	0.00	0.00
542	**RoadsStreets Maintenance**	**0.00**	**0.00**	**0.00**	**0.00**	**0.00**
	Services	**0.00**	**0.00**	**0.00**	**0.00**	**0.00**
	Capital Outlays					
595	**Streets Capital Improvements**					
102-102-595-10-60-01	Art St Geo Hopper East	750.00	130,000.00	130,000.00	130,000.00	130,000.00
102-102-595-10-60-02	Art St Roadway Engineering	46,613.20	60,000.00	60,000.00	60,000.00	60,000.00
102-102-595-10-60-04	Art St TIB E-W Connector	21,274.42	100,000.00	100,000.00	2,500,000.00	2,500,000.00
102-102-595-30-60-01	Art St Travel Way St Overlays	0.00	450,000.00	369,000.00	400,000.00	400,000.00
102-102-595-30-60-02	Art St TIB Overlay	837,496.55	250,000.00	250,000.00	0.00	0.00
102-102-595-30-60-03	Art St Geo Hopper Intrchg	18,741.70	0.00	0.00	0.00	0.00
102-102-595-61-60-02	TIB Sidewalk Upgrade Oak St	0.00	0.00	0.00	0.00	0.00
102-102-595-64-60-01	Art St SR20Skagit St Signals	5,745.21	50,000.00	50,000.00	50,000.00	50,000.00

Account Number	Description	2019 Year End Actuals	Original 2020 Adopted Budget	2020 Budget After Amendments	2021 Approved	2021 Adopted
102-102-595-64-60-03	Art St Geo Hopper Signal Grant	30,125.86	715,000.00	715,000.00	630,000.00	630,000.00
102-102-595-69-60-01	Art St Traffic Safety Program	31,916.84	30,000.00	30,000.00	30,000.00	30,000.00
595	**Streets Capital Improvements**	**992,663.78**	**1,785,000.00**	**1,704,000.00**	**3,800,000.00**	**3,800,000.00**
	Capital Outlays	**992,663.78**	**1,785,000.00**	**1,704,000.00**	**3,800,000.00**	**3,800,000.00**
	Debt Svc - Principal					
591	**Redemption of Debt**					
102-102-591-95-71-00	Principal	254,751.68	0.00	0.00	233,159.00	233,159.00
591	**Redemption of Debt**	**254,751.68**	**0.00**	**0.00**	**233,159.00**	**233,159.00**
	Debt Svc - Principal	**254,751.68**	**0.00**	**0.00**	**233,159.00**	**233,159.00**
	Debt Svc Interest & Issuance					
592	**Interest & Other Debt Svc Cost**					
102-102-592-95-83-00	Interest	38,999.23	0.00	0.00	0.00	0.00
592	**Interest & Other Debt Svc Cost**	**38,999.23**	**0.00**	**0.00**	**0.00**	**0.00**
	Debt Svc Interest & Issuance	**38,999.23**	**0.00**	**0.00**	**0.00**	**0.00**
	Expense Excluding Cash & Investments	**1,286,414.69**	**2,082,721.00**	**2,001,721.00**	**4,073,589.00**	**4,073,589.00**
	Revenue Excluding Cash & Investments					
	Taxes					
313	**Retail Sales & Use Tax**					
102-000-313-11-00-00	Sales & Use Tax	0.00	0.00	0.00	0.00	0.00
313	**Retail Sales & Use Tax**	**0.00**	**0.00**	**0.00**	**0.00**	**0.00**
	Taxes	**0.00**	**0.00**	**0.00**	**0.00**	**0.00**
	Intergovernmental Revenues					
333	**Indirect Federal Grants**					
102-000-333-20-20-50	WSDOT FHWA Geo Hopper East	0.00	130,000.00	130,000.00	86,500.00	86,500.00
102-000-333-20-20-51	DNU WSDOT FHWA CherryFairhave	0.00	0.00	0.00	0.00	0.00
102-000-333-20-20-52	WSDOT FHWA Skagit St Signal	2,719.95	0.00	0.00	43,250.00	43,250.00
102-000-333-20-20-54	WSDOT FHWA Hopper Signal Grant	26,989.35	700,000.00	700,000.00	567,000.00	567,000.00
102-000-333-20-20-55	WSDOT FHWA Geo Hopper Interchg	15,307.23	0.00	0.00	0.00	0.00
102-000-333-20-21-51	WSDOT FHWA CitySafetySgnl Gnt	0.00	0.00	0.00	0.00	0.00
333	**Indirect Federal Grants**	**45,016.53**	**830,000.00**	**830,000.00**	**696,750.00**	**696,750.00**
334	**State Grants**					
102-000-334-03-60-01	WSDOT Cherry Fairhaven 5 Way	117,923.41	0.00	0.00	0.00	0.00
102-000-334-03-80-05	TIB Grant Oak St Sidewalks	200,000.00	0.00	0.00	0.00	0.00
102-000-334-03-80-06	TIB Grant East West Connector	0.00	100,000.00	100,000.00	1,970,000.00	1,970,000.00
102-000-334-03-80-09	TIB Grant Overlay Project	418,270.00	250,000.00	250,000.00	340,000.00	340,000.00
334	**State Grants**	**736,193.41**	**350,000.00**	**350,000.00**	**2,310,000.00**	**2,310,000.00**

Account Number	Description	2019 Year End Actuals	Original 2020 Adopted Budget	2020 Budget After Amendments	2021 Approved	2021 Adopted
337	**Interlocal Grants & Other**					
102-000-337-00-00-00	DNU SCOG George Hopper Intrchg	0.00	0.00	0.00	0.00	0.00
102-000-337-00-00-03	SC PW Peterson Rd	190,556.30	0.00	0.00	0.00	0.00
102-000-337-00-00-04	County .09 Grant East West Con	0.00	0.00	0.00	430,000.00	430,000.00
337	**Interlocal Grants & Other**	**190,556.30**	**0.00**	**0.00**	**430,000.00**	**430,000.00**
389	**Other Nonrevenues**					
102-000-389-20-00-00	DNU SCOG George Hopper Intrchg	0.00	0.00	0.00	0.00	0.00
389	**Other Nonrevenues**	**0.00**	**0.00**	**0.00**	**0.00**	**0.00**
	Intergovernmental Revenues	**971,766.24**	**1,180,000.00**	**1,180,000.00**	**3,436,750.00**	**3,436,750.00**
	Charges for Services					
345	**Natural & Economic Environment**					
102-000-345-85-00-15	GMA Traffic Impact Fees	288,985.35	250,000.00	250,000.00	500,000.00	500,000.00
345	**Natural & Economic Environment**	**288,985.35**	**250,000.00**	**250,000.00**	**500,000.00**	**500,000.00**
	Charges for Services	**288,985.35**	**250,000.00**	**250,000.00**	**500,000.00**	**500,000.00**
	Miscellaneous Revenues					
361	**Interest & Other Earnings**					
102-000-361-11-00-00	Investment Earnings	14,994.84	10,000.00	10,000.00	8,700.00	8,700.00
361	**Interest & Other Earnings**	**14,994.84**	**10,000.00**	**10,000.00**	**8,700.00**	**8,700.00**
369	**Other Miscellaneous Revenues**					
102-000-369-91-00-00	Miscellaneous Other	0.00	0.00	0.00	0.00	0.00
369	**Other Miscellaneous Revenues**	**0.00**	**0.00**	**0.00**	**0.00**	**0.00**
	Miscellaneous Revenues	**14,994.84**	**10,000.00**	**10,000.00**	**8,700.00**	**8,700.00**
	Other Financing Sources					
397	**Transfers In**					
102-000-397-00-03-01	Transfer In - 301 REET	0.00	136,750.00	136,750.00	136,750.00	136,750.00
397	**Transfers In**	**0.00**	**136,750.00**	**136,750.00**	**136,750.00**	**136,750.00**
	Other Financing Sources	**0.00**	**136,750.00**	**136,750.00**	**136,750.00**	**136,750.00**
	Revenue Excluding Cash & Investments	**1,275,746.43**	**1,576,750.00**	**1,576,750.00**	**4,082,200.00**	**4,082,200.00**
102	**Arterial Street Fund**	**-10,668.26**	**-505,971.00**	**-424,971.00**	**8,611.00**	**8,611.00**

User: joes
Printed: 11/17/2020 2:24:38 PM
Period 01 - 15
Fiscal Year 2021

Account Number	Description	2019 Year End Actuals	Original 2020 Adopted Budget	2020 Budget After Amendments	2021 Approved	2021 Adopted
105	**Fiber Fund**					
	Expense Excluding Cash & Investments					
	Supplies					
532	**Fiber Utilities**					
105-000-532-00-31-00	Fiber Office Supplies	0.00	0.00	0.00	0.00	0.00
532	**Fiber Utilities**	**0.00**	**0.00**	**0.00**	**0.00**	**0.00**
	Supplies	**0.00**	**0.00**	**0.00**	**0.00**	**0.00**
	Services					
532	**Fiber Utilities**					
105-000-532-00-41-00	Fiber Professional Services	0.00	0.00	0.00	0.00	0.00
532	**Fiber Utilities**	**0.00**	**0.00**	**0.00**	**0.00**	**0.00**
	Services	**0.00**	**0.00**	**0.00**	**0.00**	**0.00**
	Capital Outlays					
594	**Capital Expenditures**					
105-000-594-32-62-00	Fiber Bldg & Structures	0.00	0.00	0.00	0.00	300,000.00
594	**Capital Expenditures**	**0.00**	**0.00**	**0.00**	**0.00**	**300,000.00**
	Capital Outlays	**0.00**	**0.00**	**0.00**	**0.00**	**300,000.00**
	Expense Excluding Cash & Investments	**0.00**	**0.00**	**0.00**	**0.00**	**300,000.00**
	Revenue Excluding Cash & Investments					
	Intergovernmental Revenues					
337	**Interlocal Grants & Other**					
105-000-337-00-01-00	Fiber County 0.09 Grant	0.00	0.00	0.00	0.00	250,000.00
337	**Interlocal Grants & Other**	**0.00**	**0.00**	**0.00**	**0.00**	**250,000.00**
	Intergovernmental Revenues	**0.00**	**0.00**	**0.00**	**0.00**	**250,000.00**
	Charges for Services					
343	**Utilities**					

Account Number	Description	2019 Year End Actuals	Original 2020 Adopted Budget	2020 Budget After Amendments	2021 Approved	2021 Adopted
105-000-343-20-00-00	Fiber Service	0.00	0.00	0.00	0.00	0.00
343	**Utilities**	**0.00**	**0.00**	**0.00**	**0.00**	**0.00**
	Charges for Services	**0.00**	**0.00**	**0.00**	**0.00**	**0.00**
	Other Financing Sources					
397	**Transfers In**					
105-000-397-00-00-01	Transfer In - Gen Fund	0.00	0.00	0.00	50,000.00	50,000.00
397	**Transfers In**	**0.00**	**0.00**	**0.00**	**50,000.00**	**50,000.00**
	Other Financing Sources	**0.00**	**0.00**	**0.00**	**50,000.00**	**50,000.00**
	Revenue Excluding Cash & Investments	**0.00**	**0.00**	**0.00**	**50,000.00**	**300,000.00**
105	**Fiber Fund**	**0.00**	**0.00**	**0.00**	**50,000.00**	**0.00**

User: joes
Printed: 11/17/2020 2:24:38 PM
Period 01 - 15
Fiscal Year 2021

Account Number	Description	2019 Year End Actuals	Original 2020 Adopted Budget	2020 Budget After Amendments	2021 Approved	2021 Adopted
107	**Park Endowment Fund**					
	Expense Excluding Cash & Investments					
	Other Decreases					
588	**Prior Period Adjustment**					
107-999-588-10-00-00	Prior Period Adjustment	0.00	0.00	0.00	0.00	0.00
588	**Prior Period Adjustment**	**0.00**	**0.00**	**0.00**	**0.00**	**0.00**
	Other Decreases	**0.00**	**0.00**	**0.00**	**0.00**	**0.00**
	Supplies					
576	**Park Facilities**					
107-000-576-80-31-10	Park Endow Operating Supplies	0.00	350.00	350.00	350.00	350.00
576	**Park Facilities**	**0.00**	**350.00**	**350.00**	**350.00**	**350.00**
	Supplies	**0.00**	**350.00**	**350.00**	**350.00**	**350.00**
	Services					
576	**Park Facilities**					
107-000-576-80-47-00	Park Endow Utilities	1,611.64	2,500.00	2,500.00	2,500.00	2,500.00
107-000-576-80-48-00	Park Endow Repair & Maint	0.00	200.00	200.00	200.00	200.00
576	**Park Facilities**	**1,611.64**	**2,700.00**	**2,700.00**	**2,700.00**	**2,700.00**
	Services	**1,611.64**	**2,700.00**	**2,700.00**	**2,700.00**	**2,700.00**
	Expense Excluding Cash & Investments	**1,611.64**	**3,050.00**	**3,050.00**	**3,050.00**	**3,050.00**
	Revenue Excluding Cash & Investments					
	Miscellaneous Revenues					
361	**Interest & Other Earnings**					
107-000-361-11-00-00	Investment Earnings	608.58	200.00	200.00	174.00	174.00
361	**Interest & Other Earnings**	**608.58**	**200.00**	**200.00**	**174.00**	**174.00**
	Miscellaneous Revenues	**608.58**	**200.00**	**200.00**	**174.00**	**174.00**
	Revenue Excluding Cash &	**608.58**	**200.00**	**200.00**	**174.00**	**174.00**

Account Number	Description	2019 Year End Actuals	Original 2020 Adopted Budget	2020 Budget After Amendments	2021 Approved	2021 Adopted
	Investments					
107	**Park Endowment Fund**	**-1,003.06**	**-2,850.00**	**-2,850.00**	**-2,876.00**	**-2,876.00**

General Ledger
2021 Adopted Budget

User: joes
Printed: 11/17/2020 2:24:38 PM
Period 01 - 15
Fiscal Year 2021

Account Number	Description	2019 Year End Actuals	Original 2020 Adopted Budget	2020 Budget After Amendments	2021 Approved	2021 Adopted
110	**Fund**					
	Expense Excluding Cash & Investments					
	Personnel Benefits					
525	**Disaster Services**					
110-105-525-20-24-00	12345	0.00	0.00	0.00	0.00	0.00
525	**Disaster Services**	**0.00**	**0.00**	**0.00**	**0.00**	**0.00**
	Personnel Benefits	**0.00**	**0.00**	**0.00**	**0.00**	**0.00**
	Expense Excluding Cash & Investments	**0.00**	**0.00**	**0.00**	**0.00**	**0.00**
110	**Fund**	**0.00**	**0.00**	**0.00**	**0.00**	**0.00**

User: joes
Printed: 11/17/2020 2:24:38 PM
Period 01 - 15
Fiscal Year 2021

Account Number	Description	2019 Year End Actuals	Original 2020 Adopted Budget	2020 Budget After Amendments	2021 Approved	2021 Adopted
116	**Cemetery Fund**					
	Expense Excluding Cash & Investments					
	Other Decreases					
588	**Prior Period Adjustment**					
116-999-588-10-00-00	Prior Period Adjustment	0.00	0.00	0.00	0.00	0.00
588	**Prior Period Adjustment**	**0.00**	**0.00**	**0.00**	**0.00**	**0.00**
597	**Transfers Out**					
116-116-597-00-05-01	Transfer to - ER & R	0.00	3,742.00	0.00	0.00	0.00
597	**Transfers Out**	**0.00**	**3,742.00**	**0.00**	**0.00**	**0.00**
	Other Decreases	**0.00**	**3,742.00**	**0.00**	**0.00**	**0.00**
	Salaries & Wages					
536	**Cemetery**					
116-116-536-20-10-00	Cemetery Salaries & Wages	41,486.41	38,145.00	39,414.00	40,495.42	40,495.42
116-116-536-20-10-10	Cemetery Part Time Wages	1,262.36	0.00	0.00	0.00	0.00
116-116-536-20-10-15	Cemetery Seasonal Wages	7,993.56	7,800.00	9,884.80	10,204.80	10,204.80
116-116-536-20-11-00	Cemetery Overtime	1,011.10	500.00	1,045.45	1,045.45	1,045.45
536	**Cemetery**	**51,753.43**	**46,445.00**	**50,344.25**	**51,745.67**	**51,745.67**
	Salaries & Wages	**51,753.43**	**46,445.00**	**50,344.25**	**51,745.67**	**51,745.67**
	Personnel Benefits					
536	**Cemetery**					
116-116-536-20-21-00	Cemetery Retirement	5,416.11	4,960.00	5,203.09	5,387.85	5,387.85
116-116-536-20-22-00	Cemetery L & I	1,626.05	1,555.00	1,393.22	1,393.22	1,393.22
116-116-536-20-23-00	Cemetery FICA	3,892.30	3,555.00	3,851.34	3,958.54	3,958.54
116-116-536-20-24-00	Cemetery Medical Insurance	11,087.04	11,090.00	11,087.06	11,516.96	11,516.96
116-116-536-20-25-00	Cemetery Life Insurance	12.24	15.00	12.24	12.24	12.24
116-116-536-20-26-00	Cemetery ESD	13.61	0.00	73.91	75.97	75.97
116-116-536-20-27-00	Cemetery Uniform & Clothing	0.00	300.00	300.00	300.00	300.00
536	**Cemetery**	**22,047.35**	**21,475.00**	**21,920.86**	**22,644.78**	**22,644.78**
	Personnel Benefits	**22,047.35**	**21,475.00**	**21,920.86**	**22,644.78**	**22,644.78**

Account Number	Description	2019 Year End Actuals	Original 2020 Adopted Budget	2020 Budget After Amendments	2021 Approved	2021 Adopted
	Supplies					
536	**Cemetery**					
116-116-536-20-31-00	Cemetery Office Supplies	0.00	0.00	0.00	0.00	0.00
116-116-536-20-31-10	Cemetery Operating Supplies	813.48	2,000.00	2,000.00	2,000.00	2,000.00
116-116-536-20-32-00	Cemetery Fuel Consumed	250.00	200.00	200.00	300.00	300.00
116-116-536-20-34-00	Cemetery Markers Liners Resale	3,045.90	4,750.00	4,750.00	5,000.00	5,000.00
116-116-536-20-35-00	Cemetery Small Tools & Equip	1,322.44	1,500.00	1,500.00	1,500.00	1,500.00
536	**Cemetery**	**5,431.82**	**8,450.00**	**8,450.00**	**8,800.00**	**8,800.00**
	Supplies	**5,431.82**	**8,450.00**	**8,450.00**	**8,800.00**	**8,800.00**
	Services					
536	**Cemetery**					
116-116-536-20-41-00	Cemetery Professional Services	2,117.00	1,000.00	1,000.00	1,000.00	1,000.00
116-116-536-20-42-20	Cemetery Postage	2.30	100.00	100.00	100.00	100.00
116-116-536-20-45-00	Cemetery Rentals	0.00	0.00	0.00	0.00	0.00
116-116-536-20-45-15	Transfer to ER&R	1,884.96	0.00	0.00	0.00	0.00
116-116-536-20-45-51	Cemetery Trsf to ER&R	0.00	0.00	3,742.00	1,235.00	1,235.00
116-116-536-20-46-00	Cemetery Insurance	1,795.07	2,000.00	2,000.00	1,810.00	1,810.00
116-116-536-20-47-00	Cemetery Utilities	3,893.81	1,500.00	1,500.00	1,500.00	1,500.00
116-116-536-20-48-00	Cemetery Bldg & Grounds Maint	0.00	500.00	500.00	500.00	500.00
116-116-536-20-48-01	Cemetery Eqpt Repair Maint	0.00	1,000.00	1,000.00	1,000.00	1,000.00
116-116-536-20-49-95	Cemetery Bank Service Charges	519.09	300.00	300.00	350.00	350.00
116-116-536-20-49-98	Cemetery Excise Tax	863.56	600.00	600.00	1,000.00	1,000.00
116-116-536-20-49-99	Cemetery Dike Assessment	477.34	600.00	600.00	500.00	500.00
536	**Cemetery**	**11,553.13**	**7,600.00**	**11,342.00**	**8,995.00**	**8,995.00**
	Services	**11,553.13**	**7,600.00**	**11,342.00**	**8,995.00**	**8,995.00**
	Expense Excluding Cash & Investments	**90,785.73**	**87,712.00**	**92,057.11**	**92,185.45**	**92,185.45**
	Revenue Excluding Cash & Investments					
	Charges for Services					
343	**Utilities**					
116-000-343-60-00-01	Grave Openings & Closings	28,508.01	35,000.00	35,000.00	35,000.00	35,000.00
116-000-343-60-00-02	Marker Settings	5,874.50	4,000.00	4,000.00	4,000.00	4,000.00
116-000-343-60-00-03	Lot Sales 60 Percent	10,032.00	10,000.00	10,000.00	10,000.00	10,000.00
116-000-343-60-00-04	Liner & Urn Sales	2,522.00	4,000.00	4,000.00	4,000.00	4,000.00
116-000-343-60-00-17	Lots Sold 25 Percent	2,373.75	4,000.00	4,000.00	4,000.00	4,000.00
343	**Utilities**	**49,310.26**	**57,000.00**	**57,000.00**	**57,000.00**	**57,000.00**
	Charges for Services	**49,310.26**	**57,000.00**	**57,000.00**	**57,000.00**	**57,000.00**
	Miscellaneous Revenues					
361	**Interest & Other Earnings**					
116-000-361-11-00-00	Investment Interest	1,195.91	800.00	800.00	696.00	696.00

Account Number	Description	2019 Year End Actuals	Original 2020 Adopted Budget	2020 Budget After Amendments	2021 Approved	2021 Adopted
361	**Interest & Other Earnings**	**1,195.91**	**800.00**	**800.00**	**696.00**	**696.00**
	Miscellaneous Revenues	**1,195.91**	**800.00**	**800.00**	**696.00**	**696.00**
	Other Financing Sources					
397	**Transfers In**					
116-000-397-00-00-01	Transfer In - Gen Fund	0.00	0.00	8,300.00	24,800.00	24,800.00
397	**Transfers In**	**0.00**	**0.00**	**8,300.00**	**24,800.00**	**24,800.00**
	Other Financing Sources	**0.00**	**0.00**	**8,300.00**	**24,800.00**	**24,800.00**
	Revenue Excluding Cash & Investments	**50,506.17**	**57,800.00**	**66,100.00**	**82,496.00**	**82,496.00**
116	**Cemetery Fund**	**-40,279.56**	**-29,912.00**	**-25,957.11**	**-9,689.45**	**-9,689.45**

User: joes
Printed: 11/17/2020 2:24:38 PM
Period 01 - 15
Fiscal Year 2021

Account Number	Description	2019 Year End Actuals	Original 2020 Adopted Budget	2020 Budget After Amendments	2021 Approved	2021 Adopted
119	**Substance Abuse Fund**					
	Expense Excluding Cash & Investments					
	Other Decreases					
588	**Prior Period Adjustment**					
119-999-588-10-00-00	Prior Period Adjustment	0.00	0.00	0.00	0.00	0.00
588	**Prior Period Adjustment**	**0.00**	**0.00**	**0.00**	**0.00**	**0.00**
	Other Decreases	**0.00**	**0.00**	**0.00**	**0.00**	**0.00**
	Supplies					
521	**Law Enforcement**					
119-000-521-21-35-00	SAC Small Tools & Equip	2,388.86	0.00	0.00	0.00	0.00
521	**Law Enforcement**	**2,388.86**	**0.00**	**0.00**	**0.00**	**0.00**
	Supplies	**2,388.86**	**0.00**	**0.00**	**0.00**	**0.00**
	Services					
521	**Law Enforcement**					
119-000-521-21-49-00	Investigative Fund Misc	1,668.00	12,000.00	12,000.00	350.00	350.00
521	**Law Enforcement**	**1,668.00**	**12,000.00**	**12,000.00**	**350.00**	**350.00**
	Services	**1,668.00**	**12,000.00**	**12,000.00**	**350.00**	**350.00**
	Capital Outlays					
594	**Capital Expenditures**					
119-000-594-21-64-00	SAC Machinery & Equipment	0.00	0.00	0.00	2,500.00	2,500.00
594	**Capital Expenditures**	**0.00**	**0.00**	**0.00**	**2,500.00**	**2,500.00**
	Capital Outlays	**0.00**	**0.00**	**0.00**	**2,500.00**	**2,500.00**
	Expense Excluding Cash & Investments	**4,056.86**	**12,000.00**	**12,000.00**	**2,850.00**	**2,850.00**
	Revenue Excluding Cash & Investments					
	Miscellaneous Revenues					
361	**Interest & Other Earnings**					

Account Number	Description	2019 Year End Actuals	Original 2020 Adopted Budget	2020 Budget After Amendments	2021 Approved	2021 Adopted
119-000-361-11-00-00	Investment Interest	271.33	100.00	100.00	87.00	87.00
361	**Interest & Other Earnings**	**271.33**	**100.00**	**100.00**	**87.00**	**87.00**
369	**Other Miscellaneous Revenues**					
119-000-369-30-00-00	ConfiscatedForfeited Property	4,023.80	0.00	0.00	0.00	0.00
119-000-369-40-00-00	Other Judgements & Settlements	11,625.00	0.00	0.00	0.00	0.00
369	**Other Miscellaneous Revenues**	**15,648.80**	**0.00**	**0.00**	**0.00**	**0.00**
	Miscellaneous Revenues	**15,920.13**	**100.00**	**100.00**	**87.00**	**87.00**
	Revenue Excluding Cash & Investments	**15,920.13**	**100.00**	**100.00**	**87.00**	**87.00**
119	**Substance Abuse Fund**	**11,863.27**	**-11,900.00**	**-11,900.00**	**-2,763.00**	**-2,763.00**

General Ledger
2021 Adopted Budget

User: joes
Printed: 11/17/2020 2:24:38 PM
Period 01 - 15
Fiscal Year 2021

Account Number	Description	2019 Year End Actuals	Original 2020 Adopted Budget	2020 Budget After Amendments	2021 Approved	2021 Adopted
150	**Fire**					
	Expense Excluding Cash & Investments					
	Other Decreases					
588	**Prior Period Adjustment**					
150-999-588-10-00-00	Prior Period Adjustment	0.00	0.00	0.00	0.00	0.00
588	**Prior Period Adjustment**	**0.00**	**0.00**	**0.00**	**0.00**	**0.00**
597	**Transfers Out**					
150-150-597-00-01-50	Transfer to - ER & R	0.00	30,000.00	0.00	0.00	0.00
150-150-597-00-05-02	Transfer to - CR & R	0.00	7,350.00	0.00	0.00	0.00
597	**Transfers Out**	**0.00**	**37,350.00**	**0.00**	**0.00**	**0.00**
	Other Decreases	**0.00**	**37,350.00**	**0.00**	**0.00**	**0.00**
	Salaries & Wages					
522	**Fire & Emergency Medical**					
150-150-522-20-10-00	Fire Salaries & Wages	2,048,122.52	2,223,225.00	2,328,058.06	2,453,942.33	2,453,942.33
150-150-522-20-10-10	Fire Part Time Wages	157,863.70	131,400.00	96,123.78	144,540.00	144,540.00
150-150-522-20-10-20	Fire Hub Training Wages	0.00	7,500.00	0.00	0.00	0.00
150-150-522-20-11-00	Fire Overtime	117,307.35	60,000.00	73,000.00	118,000.00	118,000.00
150-150-522-20-11-05	Fire Overtime - Training	48,863.70	65,000.00	30,000.00	65,000.00	65,000.00
150-150-522-20-11-20	Fire Hub Training Overtime	151.24	15,000.00	10,000.00	10,000.00	10,000.00
150-150-522-20-12-00	EMS Holiday Pay	88,917.91	110,595.00	107,347.95	107,347.95	107,347.95
150-150-522-20-19-00	Fire Salaries Indirect Cost	0.00	0.00	228,454.00	228,454.00	228,454.00
522	**Fire & Emergency Medical**	**2,461,226.42**	**2,612,720.00**	**2,872,983.79**	**3,127,284.28**	**3,127,284.28**
	Salaries & Wages	**2,461,226.42**	**2,612,720.00**	**2,872,983.79**	**3,127,284.28**	**3,127,284.28**
	Personnel Benefits					
522	**Fire & Emergency Medical**					
150-150-522-20-21-00	Fire Retirement	145,604.61	167,075.00	152,399.78	159,345.23	159,345.23
150-150-522-20-21-10	Fire Retirement - Other	0.00	0.00	0.00	0.00	0.00
150-150-522-20-22-00	Fire L & I	130,508.69	131,765.00	134,647.14	134,647.14	134,647.14
150-150-522-20-23-00	Fire FICAMedicare	51,370.03	64,585.00	55,962.68	57,924.82	57,924.82
150-150-522-20-24-00	Fire Medical Insurance	402,860.89	557,775.00	450,128.88	464,939.58	464,939.58

Account Number	Description	2019 Year End Actuals	Original 2020 Adopted Budget	2020 Budget After Amendments	2021 Approved	2021 Adopted
150-150-522-20-26-00	Fire ESD	7,456.35	0.00	11,091.78	11,595.32	11,595.32
150-150-522-20-28-00	Fire Deferred Comp Match	112,173.95	130,260.00	136,383.96	140,560.82	140,560.82
522	**Fire & Emergency Medical**	**849,974.52**	**1,051,460.00**	**940,614.22**	**969,012.91**	**969,012.91**
	Personnel Benefits	**849,974.52**	**1,051,460.00**	**940,614.22**	**969,012.91**	**969,012.91**
	Supplies					
522	**Fire & Emergency Medical**					
150-150-522-20-31-00	Fire Office Supplies	6,458.16	10,000.00	8,000.00	10,000.00	10,000.00
150-150-522-20-31-10	Fire Fire Operating Supplies	9,808.02	17,500.00	17,500.00	17,500.00	17,500.00
150-150-522-20-31-15	Fire Medical Operating Supplie	59,701.61	75,000.00	75,000.00	75,000.00	75,000.00
150-150-522-20-31-20	Fire FLSE Operating Supplies	2,044.61	0.00	0.00	0.00	0.00
150-150-522-20-31-25	Fire Supplies-EMS Grant	0.00	0.00	0.00	0.00	0.00
150-150-522-20-31-30	Fire Uniform & Clothing	67,985.68	80,000.00	80,000.00	80,000.00	80,000.00
150-150-522-20-31-40	Fire FLSE Uniform & Clothing	188.64	0.00	0.00	0.00	0.00
150-150-522-20-32-00	Fire Fuel Consumed	22,572.59	25,000.00	25,000.00	25,000.00	25,000.00
150-150-522-20-35-10	Fire Small Tools & Equip	98,301.53	25,000.00	20,000.00	25,000.00	25,000.00
150-150-522-20-35-11	Supllies-Ladder Truck	1,623.33	0.00	0.00	0.00	0.00
150-150-522-20-35-20	Fire FLSE Small Tools & Equip	0.00	0.00	0.00	0.00	0.00
522	**Fire & Emergency Medical**	**268,684.17**	**232,500.00**	**225,500.00**	**232,500.00**	**232,500.00**
	Supplies	**268,684.17**	**232,500.00**	**225,500.00**	**232,500.00**	**232,500.00**
	Services					
522	**Fire & Emergency Medical**					
150-150-522-20-41-00	Fire Professional Services	140,552.92	132,700.00	132,700.00	142,300.00	142,300.00
150-150-522-20-41-01	Fire Services Indirect Cost	0.00	0.00	148,634.00	148,634.00	148,634.00
150-150-522-20-42-00	Fire Communications	0.00	10,000.00	10,000.00	10,000.00	10,000.00
150-150-522-20-42-10	Fire Cell Phone	8,834.50	9,200.00	9,200.00	9,200.00	9,200.00
150-150-522-20-42-20	Fire Postage	46.26	100.00	100.00	100.00	100.00
150-150-522-20-42-30	Fire Telephone	415.52	860.00	860.00	860.00	860.00
150-150-522-20-43-00	Fire Travel	6,695.03	14,000.00	4,000.00	14,000.00	14,000.00
150-150-522-20-45-10	Fire Rentals	1,284.69	1,500.00	1,500.00	1,500.00	1,500.00
150-150-522-20-45-15	Fire Transfer to ER & R	110,000.04	0.00	0.00	0.00	0.00
150-150-522-20-45-51	Fire Trsf to ER&R	0.00	0.00	30,000.00	344,500.00	344,500.00
150-150-522-20-45-52	Fire EMS Trsf to CR&R	0.00	0.00	0.00	32,863.75	32,863.75
150-150-522-20-46-00	Insurance Premiums	0.00	0.00	89,822.00	94,710.00	94,710.00
150-150-522-20-47-00	Fire Utilities	0.00	0.00	0.00	0.00	0.00
150-150-522-20-48-00	Fire Repair & Maintenance	10,323.55	11,000.00	11,000.00	11,000.00	11,000.00
150-150-522-20-48-01	Fire Rep & Maint 99 F250	0.00	1,000.00	1,000.00	1,000.00	1,000.00
150-150-522-20-48-02	Fire Rep & Maint 03 Tahoe	3,650.13	4,000.00	4,000.00	4,000.00	4,000.00
150-150-522-20-48-03	Fire Rep & Maint 09 Tahoe	2,716.77	4,000.00	4,000.00	4,000.00	4,000.00
150-150-522-20-48-04	Rep & Maint Div Chf EMS	344.16	2,500.00	2,500.00	2,500.00	2,500.00
150-150-522-20-48-05	Fire Rep & Maint 13 Tahoe	3,155.96	2,500.00	2,500.00	2,500.00	2,500.00
150-150-522-20-48-10	Fire Rep & Maint Hydrants	0.00	0.00	0.00	0.00	0.00
150-150-522-20-48-21	Fire Rep & Maint 03 Pierce	9,360.47	10,000.00	10,000.00	10,000.00	10,000.00
150-150-522-20-48-22	Fire Rep & Mint 09 Crimson	7,033.55	12,500.00	12,500.00	12,500.00	12,500.00

Account Number	Description	2019 Year End Actuals	Original 2020 Adopted Budget	2020 Budget After Amendments	2021 Approved	2021 Adopted
150-150-522-20-48-40	Fire Rep & Maint 96 LTI	1,095.00	2,000.00	2,000.00	2,000.00	2,000.00
150-150-522-20-48-41	Fire Rep & Maint 2018 Pierce	4,954.89	12,000.00	12,000.00	12,000.00	12,000.00
150-150-522-20-48-60	Fire Rep & Maint 97 E350	0.00	0.00	0.00	0.00	0.00
150-150-522-20-48-61	Rep & Maint Rsv Amb	24.97	2,500.00	2,500.00	2,500.00	2,500.00
150-150-522-20-48-62	Fire Rep & Maint BLS	7,609.43	5,000.00	5,000.00	7,500.00	7,500.00
150-150-522-20-48-63	Fire Rep & Maint ALS	6,747.39	7,500.00	7,500.00	7,500.00	7,500.00
150-150-522-20-49-10	Fire Dues & Subscriptions	29,857.40	32,920.00	32,920.00	40,125.00	40,125.00
150-150-522-20-49-20	FireTraining & Education	40,028.70	48,000.00	38,000.00	48,000.00	48,000.00
150-150-522-20-49-50	Fire-EMS Start Up Expenses	5,158.32	0.00	0.00	0.00	0.00
150-150-522-50-46-00	Facilities Insurance Premiums	0.00	0.00	0.00	0.00	0.00
522	**Fire & Emergency Medical**	**399,889.65**	**325,780.00**	**574,236.00**	**965,792.75**	**965,792.75**
	Services	**399,889.65**	**325,780.00**	**574,236.00**	**965,792.75**	**965,792.75**
	Capital Outlays					
522	**Fire & Emergency Medical**					
150-150-522-20-69-00	EMS Impact Fees Refunds	0.00	0.00	0.00	0.00	0.00
522	**Fire & Emergency Medical**	**0.00**	**0.00**	**0.00**	**0.00**	**0.00**
	Capital Outlays	**0.00**	**0.00**	**0.00**	**0.00**	**0.00**
	Expense Excluding Cash & Investments	**3,979,774.76**	**4,259,810.00**	**4,613,334.01**	**5,294,589.94**	**5,294,589.94**
	Revenue Excluding Cash & Investments					
	Intergovernmental Revenues					
332	**Federal Revenues**					
150-150-332-92-10-00	COVID-19 Non Grant Assistance	0.00	0.00	0.00	0.00	0.00
150-150-332-93-40-00	GEMT Pmt Prog Federal NonGrant	0.00	0.00	0.00	350,000.00	350,000.00
332	**Federal Revenues**	**0.00**	**0.00**	**0.00**	**350,000.00**	**350,000.00**
334	**State Grants**					
150-150-334-04-90-10	WA State DOH Trauma Grant	1,266.00	0.00	0.00	0.00	0.00
334	**State Grants**	**1,266.00**	**0.00**	**0.00**	**0.00**	**0.00**
337	**Interlocal Grants & Other**					
150-150-337-00-00-00	LocalOther Gov't Grants	2,798.70	0.00	0.00	0.00	0.00
337	**Interlocal Grants & Other**	**2,798.70**	**0.00**	**0.00**	**0.00**	**0.00**
	Intergovernmental Revenues	**4,064.70**	**0.00**	**0.00**	**350,000.00**	**350,000.00**
	Charges for Services					
342	**Public Safety**					
150-150-342-21-00-00	Skagit Co EMS Funding	1,133,133.34	1,172,140.00	1,172,140.00	1,207,304.00	1,207,304.00
150-150-342-21-00-10	Skagit Co Oxygen Reimb	1,000.00	0.00	0.00	0.00	0.00
150-150-342-21-00-12	Skagit Co FLSE Funding	44,879.52	0.00	0.00	0.00	0.00
150-150-342-21-00-20	EMS Billings-Governmental	262,269.79	0.00	350,000.00	350,000.00	350,000.00
150-150-342-21-00-21	EMS Billings-Insurance	234,557.74	0.00	100,000.00	150,000.00	150,000.00

Account Number	Description	2019 Year End Actuals	Original 2020 Adopted Budget	2020 Budget After Amendments	2021 Approved	2021 Adopted
150-150-342-21-00-22	EMS Billings-Private Pay	38,626.71	0.00	50,000.00	50,000.00	50,000.00
150-150-342-21-00-30	HUB Training Reimbursements	15,633.89	0.00	25,000.00	25,000.00	25,000.00
150-150-342-23-00-00	X Skagit Co FLSE Funding	0.00	0.00	0.00	0.00	0.00
150-150-342-25-00-00	X EMS Billings-Governmental	0.00	350,000.00	0.00	0.00	0.00
150-150-342-25-00-01	X EMS Billings-Insurance	0.00	100,000.00	0.00	0.00	0.00
150-150-342-25-00-02	X EMS Billings-Private Pay	0.00	50,000.00	0.00	0.00	0.00
150-150-342-27-00-00	X Hub Training Reimbursements	0.00	25,000.00	0.00	0.00	0.00
342	**Public Safety**	**1,730,100.99**	**1,697,140.00**	**1,697,140.00**	**1,782,304.00**	**1,782,304.00**
345	**Natural & Economic Environment**					
150-150-345-85-00-00	Impact Fees - Fire	0.00	30,000.00	30,000.00	30,000.00	30,000.00
345	**Natural & Economic Environment**	**0.00**	**30,000.00**	**30,000.00**	**30,000.00**	**30,000.00**
	Charges for Services	**1,730,100.99**	**1,727,140.00**	**1,727,140.00**	**1,812,304.00**	**1,812,304.00**
	Miscellaneous Revenues					
361	**Interest & Other Earnings**					
150-000-361-11-00-00	Investment Earnings	1,211.07	0.00	0.00	0.00	0.00
150-150-361-11-00-00	Investment Earnings	314.82	3,000.00	3,000.00	2,610.00	2,610.00
361	**Interest & Other Earnings**	**1,525.89**	**3,000.00**	**3,000.00**	**2,610.00**	**2,610.00**
369	**Other Miscellaneous Revenues**					
150-150-369-91-00-00	Other Miscellaneous Revenues	300.27	200,000.00	200,000.00	0.00	0.00
369	**Other Miscellaneous Revenues**	**300.27**	**200,000.00**	**200,000.00**	**0.00**	**0.00**
	Miscellaneous Revenues	**1,826.16**	**203,000.00**	**203,000.00**	**2,610.00**	**2,610.00**
	Other Financing Sources					
395	**Disposition of Capital Assets**					
150-150-395-20-00-00	Insurance Recoveries	5,132.74	0.00	0.00	0.00	0.00
395	**Disposition of Capital Assets**	**5,132.74**	**0.00**	**0.00**	**0.00**	**0.00**
397	**Transfers In**					
150-150-397-00-00-00	Transfer In - General	2,104,579.62	2,225,000.00	2,260,000.00	3,150,000.00	3,150,000.00
397	**Transfers In**	**2,104,579.62**	**2,225,000.00**	**2,260,000.00**	**3,150,000.00**	**3,150,000.00**
	Other Financing Sources	**2,109,712.36**	**2,225,000.00**	**2,260,000.00**	**3,150,000.00**	**3,150,000.00**
	Revenue Excluding Cash & Investments	**3,845,704.21**	**4,155,140.00**	**4,190,140.00**	**5,314,914.00**	**5,314,914.00**
150	**Fire**	**-134,070.55**	**-104,670.00**	**-423,194.01**	**20,324.06**	**20,324.06**

General Ledger
2021 Adopted Budget

User: joes
Printed: 11/17/2020 2:24:38 PM
Period 01 - 15
Fiscal Year 2021

Account Number	Description	2019 Year End Actuals	Original 2020 Adopted Budget	2020 Budget After Amendments	2021 Approved	2021 Adopted
197	**Lodging Tax Fund**					
	Expense Excluding Cash & Investments					
	Other Decreases					
588	**Prior Period Adjustment**					
197-000-588-10-00-00	Prior Period Adjustment	0.00	0.00	0.00	0.00	0.00
197-999-588-10-00-00	Prior Period Adjustment	0.00	0.00	0.00	0.00	0.00
588	**Prior Period Adjustment**	**0.00**	**0.00**	**0.00**	**0.00**	**0.00**
	Other Decreases	**0.00**	**0.00**	**0.00**	**0.00**	**0.00**
	Salaries & Wages					
557	**Community Services**					
197-000-557-30-10-00	Lodging Salaries & Wages	0.00	0.00	0.00	0.00	0.00
197-000-557-30-10-10	Lodging Part Time Wages	1,000.06	0.00	0.00	0.00	0.00
197-000-557-30-10-15	Lodging Seasonal Wages	1,342.81	0.00	0.00	0.00	0.00
197-000-557-30-11-00	Lodging Overtime	6.05	0.00	0.00	0.00	0.00
557	**Community Services**	**2,348.92**	**0.00**	**0.00**	**0.00**	**0.00**
	Salaries & Wages	**2,348.92**	**0.00**	**0.00**	**0.00**	**0.00**
	Personnel Benefits					
557	**Community Services**					
197-000-557-30-21-00	Lodging Retirement	0.00	0.00	0.00	0.00	0.00
197-000-557-30-22-00	Lodging L & I	141.41	0.00	0.00	0.00	0.00
197-000-557-30-23-00	Lodging FICA	179.67	0.00	0.00	0.00	0.00
197-000-557-30-24-00	Lodging Medical Insurance	0.00	0.00	0.00	0.00	0.00
197-000-557-30-25-00	Lodging Life Insurance	0.00	0.00	0.00	0.00	0.00
197-000-557-30-26-00	Lodging ESD	3.44	0.00	0.00	0.00	0.00
557	**Community Services**	**324.52**	**0.00**	**0.00**	**0.00**	**0.00**
	Personnel Benefits	**324.52**	**0.00**	**0.00**	**0.00**	**0.00**
	Services					
557	**Community Services**					
197-000-557-30-49-00	Lodging Skagit Tulip Festival	120,627.85	6,500.00	6,500.00	6,500.00	6,500.00

Account Number	Description	2019 Year End Actuals	Original 2020 Adopted Budget	2020 Budget After Amendments	2021 Approved	2021 Adopted
197-000-557-30-49-01	Lodging P&R Skg Rvr Prk Events	16,338.86	125,820.00	125,820.00	53,100.00	53,100.00
197-000-557-30-49-02	Lodging Chld Museum Win Wond	0.00	55,000.00	55,000.00	55,000.00	55,000.00
197-000-557-30-49-03	Lodging Chamber VIC	16,000.00	128,000.00	128,000.00	128,000.00	128,000.00
197-000-557-30-49-04	Lodging McIntyre Hall	8,000.00	16,000.00	16,000.00	16,000.00	16,000.00
197-000-557-30-49-05	Lodging Chld Museum Relocation	87,963.06	150,000.00	150,000.00	0.00	0.00
197-000-557-30-49-06	Lodging Celtic Arts Foundation	0.00	5,000.00	5,000.00	5,000.00	5,000.00
197-000-557-30-49-07	Lodging Skagit Bald Eagle	11,970.98	6,000.00	6,000.00	6,000.00	6,000.00
197-000-557-30-49-08	Lodging Chld Museum Marketing	0.00	35,000.00	35,000.00	35,000.00	35,000.00
197-000-557-30-49-09	Lodging Lincoln Theatre	20,096.35	12,000.00	12,000.00	10,457.00	10,457.00
197-000-557-30-49-10	Lodging City P&R Carnegie Libr	10,065.70	43,000.00	43,000.00	43,000.00	43,000.00
197-000-557-30-49-11	Lodging P&R Harvest Festival	30,294.78	17,500.00	17,500.00	17,500.00	17,500.00
197-000-557-30-49-12	Lodging P&R Berry Dairy Firewk	0.00	8,000.00	8,000.00	8,000.00	8,000.00
197-000-557-30-49-14	Lodging Chmbr Berry Dairy Days	0.00	26,000.00	26,000.00	26,000.00	26,000.00
197-000-557-30-49-16	Lodging P&R Veterans Day	6,267.42	5,000.00	5,000.00	5,000.00	5,000.00
197-000-557-30-49-19	Lodging P&R Summer Nights	68,626.58	10,000.00	10,000.00	10,000.00	10,000.00
197-000-557-30-49-26	Lodging Rush Cup	7,500.00	9,000.00	9,000.00	9,000.00	9,000.00
197-000-557-30-49-28	Lodging Skagit Racing	5,000.00	0.00	0.00	0.00	0.00
197-000-557-30-49-31	Lodging Unassigned	5,000.00	0.00	0.00	0.00	0.00
557	**Community Services**	**413,751.58**	**657,820.00**	**657,820.00**	**433,557.00**	**433,557.00**
	Services	**413,751.58**	**657,820.00**	**657,820.00**	**433,557.00**	**433,557.00**
	Expense Excluding Cash & Investments	**416,425.02**	**657,820.00**	**657,820.00**	**433,557.00**	**433,557.00**
	Revenue Excluding Cash & Investments					
	Taxes					
313	**Retail Sales & Use Tax**					
197-000-313-31-00-00	Hotel Motel Stadium Tax	413,697.18	320,000.00	320,000.00	320,000.00	320,000.00
313	**Retail Sales & Use Tax**	**413,697.18**	**320,000.00**	**320,000.00**	**320,000.00**	**320,000.00**
	Taxes	**413,697.18**	**320,000.00**	**320,000.00**	**320,000.00**	**320,000.00**
	Miscellaneous Revenues					
361	**Interest & Other Earnings**					
197-000-361-11-00-00	Investment Earnings	12,296.05	10,000.00	10,000.00	8,700.00	8,700.00
361	**Interest & Other Earnings**	**12,296.05**	**10,000.00**	**10,000.00**	**8,700.00**	**8,700.00**
	Miscellaneous Revenues	**12,296.05**	**10,000.00**	**10,000.00**	**8,700.00**	**8,700.00**
	Revenue Excluding Cash & Investments	**425,993.23**	**330,000.00**	**330,000.00**	**328,700.00**	**328,700.00**
197	**Lodging Tax Fund**	**9,568.21**	**-327,820.00**	**-327,820.00**	**-104,857.00**	**-104,857.00**

General Ledger
2021 Adopted Budget

User: joes
Printed: 11/17/2020 2:24:38 PM
Period 01 - 15
Fiscal Year 2021

Account Number	Description	2019 Year End Actuals	Original 2020 Adopted Budget	2020 Budget After Amendments	2021 Approved	2021 Adopted
201	**Debt Service Fund**					
	Expense Excluding Cash & Investments					
	Debt Svc Interest & Issuance					
591	**Redemption of Debt**					
201-000-591-18-71-01	Debt Svc 2008 LTGO Principal	22,152.32	260,421.50	260,421.50	271,034.80	271,034.80
591	**Redemption of Debt**	**22,152.32**	**260,421.50**	**260,421.50**	**271,034.80**	**271,034.80**
592	**Interest & Other Debt Svc Cost**					
201-000-592-18-83-01	Debt Svc 2008 LTGO Interest	3,391.24	63,187.04	63,187.04	43,945.60	43,945.60
592	**Interest & Other Debt Svc Cost**	**3,391.24**	**63,187.04**	**63,187.04**	**43,945.60**	**43,945.60**
	Debt Svc Interest & Issuance	**25,543.56**	**323,608.54**	**323,608.54**	**314,980.40**	**314,980.40**
	Expense Excluding Cash & Investments	**25,543.56**	**323,608.54**	**323,608.54**	**314,980.40**	**314,980.40**
	Revenue Excluding Cash & Investments					
	Taxes					
311	**General Property Tax**					
201-000-311-10-00-00	Real & Personal Property Tax	0.00	0.00	0.00	0.00	0.00
311	**General Property Tax**	**0.00**	**0.00**	**0.00**	**0.00**	**0.00**
	Taxes	**0.00**	**0.00**	**0.00**	**0.00**	**0.00**
	Miscellaneous Revenues					
361	**Interest & Other Earnings**					
201-000-361-11-00-00	Investment Earnings	4,816.59	1,000.00	1,000.00	870.00	870.00
361	**Interest & Other Earnings**	**4,816.59**	**1,000.00**	**1,000.00**	**870.00**	**870.00**
	Miscellaneous Revenues	**4,816.59**	**1,000.00**	**1,000.00**	**870.00**	**870.00**
	Other Financing Sources					
397	**Transfers In**					
201-000-397-00-00-00	Transfer In From Streets 102	0.00	297,721.00	297,721.00	289,782.00	289,782.00
201-000-397-00-00-01	Transfer In From General	0.00	25,889.00	25,889.00	25,198.40	25,198.40
397	**Transfers In**	**0.00**	**323,610.00**	**323,610.00**	**314,980.40**	**314,980.40**

Account Number	Description	2019 Year End Actuals	Original 2020 Adopted Budget	2020 Budget After Amendments	2021 Approved	2021 Adopted
	Other Financing Sources	**0.00**	**323,610.00**	**323,610.00**	**314,980.40**	**314,980.40**
	Revenue Excluding Cash & Investments	**4,816.59**	**324,610.00**	**324,610.00**	**315,850.40**	**315,850.40**
201	**Debt Service Fund**	**-20,726.97**	**1,001.46**	**1,001.46**	**870.00**	**870.00**

General Ledger
2021 Adopted Budget

User: joes
Printed: 11/17/2020 2:24:38 PM
Period 01 - 15
Fiscal Year 2021

Account Number	Description	2019 Year End Actuals	Original 2020 Adopted Budget	2020 Budget After Amendments	2021 Approved	2021 Adopted
300	**Genl Govt Capital Reserve Fund**					
	Expense Excluding Cash & Investments					
	Other Decreases					
588	**Prior Period Adjustment**					
300-999-588-10-00-00	Prior Period Adjustment	0.00	0.00	0.00	0.00	0.00
588	**Prior Period Adjustment**	**0.00**	**0.00**	**0.00**	**0.00**	**0.00**
597	**Transfers Out**					
300-000-597-00-05-01	Transfer to - ER & R	0.00	132,000.00	0.00	0.00	0.00
597	**Transfers Out**	**0.00**	**132,000.00**	**0.00**	**0.00**	**0.00**
	Other Decreases	**0.00**	**132,000.00**	**0.00**	**0.00**	**0.00**
	Services					
518	**Centralized Services**					
300-000-518-90-45-15	Transfer to ER&R	0.00	0.00	0.00	0.00	0.00
300-000-518-90-45-51	Gen Cap Trsf to ER&R	0.00	0.00	132,000.00	0.00	0.00
518	**Centralized Services**	**0.00**	**0.00**	**132,000.00**	**0.00**	**0.00**
	Services	**0.00**	**0.00**	**132,000.00**	**0.00**	**0.00**
	Capital Outlays					
594	**Capital Expenditures**					
300-000-594-18-60-00	GenCap Bldg&Grds Facility Impr	214,094.01	0.00	0.00	220,000.00	220,000.00
300-000-594-18-65-00	GenCap IT Software	0.00	0.00	0.00	15,000.00	15,000.00
300-000-594-22-62-00	Fire Dept - Laundry Mod	0.00	8,000.00	8,000.00	0.00	0.00
300-000-594-32-60-01	Fiber Expansion .09 Grant	129,131.59	0.00	0.00	250,000.00	0.00
300-000-594-32-62-00	Fiber Bldg & Structures	9,721.54	30,000.00	30,000.00	40,000.00	40,000.00
300-000-594-72-64-00	Library - Maker Vehicle	0.00	5,000.00	5,000.00	0.00	0.00
594	**Capital Expenditures**	**352,947.14**	**43,000.00**	**43,000.00**	**525,000.00**	**275,000.00**
	Capital Outlays	**352,947.14**	**43,000.00**	**43,000.00**	**525,000.00**	**275,000.00**
	Expense Excluding Cash & Investments	**352,947.14**	**175,000.00**	**175,000.00**	**525,000.00**	**275,000.00**
	Revenue Excluding Cash &					

Account Number	Description	2019 Year End Actuals	Original 2020 Adopted Budget	2020 Budget After Amendments	2021 Approved	2021 Adopted
	Investments					
	Intergovernmental Revenues					
331	**Direct Federal Grants**					
300-000-331-97-00-00	USDHS AssistFirefighters Grant	94,120.00	0.00	0.00	0.00	0.00
331	**Direct Federal Grants**	**94,120.00**	**0.00**	**0.00**	**0.00**	**0.00**
337	**Interlocal Grants & Other**					
300-000-337-00-01-00	GenCap County 0.09 Grant	210,182.13	0.00	0.00	250,000.00	0.00
337	**Interlocal Grants & Other**	**210,182.13**	**0.00**	**0.00**	**250,000.00**	**0.00**
	Intergovernmental Revenues	**304,302.13**	**0.00**	**0.00**	**250,000.00**	**0.00**
	Charges for Services					
345	**Natural & Economic Environment**					
300-000-345-85-00-00	Fire Impact Fees	33,222.08	0.00	0.00	30,000.00	30,000.00
345	**Natural & Economic Environment**	**33,222.08**	**0.00**	**0.00**	**30,000.00**	**30,000.00**
	Charges for Services	**33,222.08**	**0.00**	**0.00**	**30,000.00**	**30,000.00**
	Miscellaneous Revenues					
361	**Interest & Other Earnings**					
300-000-361-11-00-00	Investment Earnings	12,329.50	5,000.00	5,000.00	4,350.00	4,350.00
361	**Interest & Other Earnings**	**12,329.50**	**5,000.00**	**5,000.00**	**4,350.00**	**4,350.00**
369	**Other Miscellaneous Revenues**					
300-000-369-80-00-00	Cash Adjustment	149,655.89	0.00	0.00	0.00	0.00
369	**Other Miscellaneous Revenues**	**149,655.89**	**0.00**	**0.00**	**0.00**	**0.00**
	Miscellaneous Revenues	**161,985.39**	**5,000.00**	**5,000.00**	**4,350.00**	**4,350.00**
	Revenue Excluding Cash & Investments	**499,509.60**	**5,000.00**	**5,000.00**	**284,350.00**	**34,350.00**
300	**Genl Govt Capital Reserve Fund**	**146,562.46**	**-170,000.00**	**-170,000.00**	**-240,650.00**	**-240,650.00**

User: joes
Printed: 11/17/2020 2:24:38 PM
Period 01 - 15
Fiscal Year 2021

Account Number	Description	2019 Year End Actuals	Original 2020 Adopted Budget	2020 Budget After Amendments	2021 Approved	2021 Adopted
301	**Local Capital Improvement Fund**					
	Expense Excluding Cash & Investments					
	Other Decreases					
597	**Transfers Out**					
301-000-597-00-01-02	Transfer REET to - Arterial St	0.00	136,750.00	136,750.00	136,750.00	136,750.00
301-000-597-00-05-02	Transfer to CR&R Backbone	0.00	100,000.00	0.00	0.00	0.00
597	**Transfers Out**	**0.00**	**236,750.00**	**136,750.00**	**136,750.00**	**136,750.00**
	Other Decreases	**0.00**	**236,750.00**	**136,750.00**	**136,750.00**	**136,750.00**
	Services					
518	**Centralized Services**					
301-000-518-90-45-52	Transfer to CR&R Backbone	0.00	0.00	100,000.00	0.00	0.00
518	**Centralized Services**	**0.00**	**0.00**	**100,000.00**	**0.00**	**0.00**
	Services	**0.00**	**0.00**	**100,000.00**	**0.00**	**0.00**
	Capital Outlays					
594	**Capital Expenditures**					
301-000-594-18-60-02	Capital Outlay IT	34,632.12	100,000.00	100,000.00	34,632.00	34,632.00
301-000-594-22-60-00	Capital Outlay	149,655.89	294,750.00	294,750.00	170,000.00	170,000.00
594	**Capital Expenditures**	**184,288.01**	**394,750.00**	**394,750.00**	**204,632.00**	**204,632.00**
	Capital Outlays	**184,288.01**	**394,750.00**	**394,750.00**	**204,632.00**	**204,632.00**
	Expense Excluding Cash & Investments	**184,288.01**	**631,500.00**	**631,500.00**	**341,382.00**	**341,382.00**
	Revenue Excluding Cash & Investments					
	Taxes					
313	**Retail Sales & Use Tax**					
301-000-313-10-00-00	Sales & Use Tax	0.00	0.00	0.00	0.00	0.00
301-000-313-27-00-00	Afford Housing StateShared Tax	0.00	0.00	0.00	0.00	0.00
313	**Retail Sales & Use Tax**	**0.00**	**0.00**	**0.00**	**0.00**	**0.00**
318	**Other Taxes**					

Account Number	Description	2019 Year End Actuals	Original 2020 Adopted Budget	2020 Budget After Amendments	2021 Approved	2021 Adopted
301-000-318-34-00-00	Real Estate Excise Tax	265,851.77	225,000.00	225,000.00	375,000.00	375,000.00
318	**Other Taxes**	**265,851.77**	**225,000.00**	**225,000.00**	**375,000.00**	**375,000.00**
	Taxes	**265,851.77**	**225,000.00**	**225,000.00**	**375,000.00**	**375,000.00**
	Charges for Services					
345	**Natural & Economic Environment**					
301-000-345-85-00-00	Impact Fees-Fire	0.00	0.00	0.00	0.00	0.00
345	**Natural & Economic Environment**	**0.00**	**0.00**	**0.00**	**0.00**	**0.00**
	Charges for Services	**0.00**	**0.00**	**0.00**	**0.00**	**0.00**
	Miscellaneous Revenues					
361	**Interest & Other Earnings**					
301-000-361-11-00-00	Investment Earnings	36,206.73	10,000.00	10,000.00	8,700.00	8,700.00
361	**Interest & Other Earnings**	**36,206.73**	**10,000.00**	**10,000.00**	**8,700.00**	**8,700.00**
	Miscellaneous Revenues	**36,206.73**	**10,000.00**	**10,000.00**	**8,700.00**	**8,700.00**
	Other Financing Sources					
397	**Transfers In**					
301-000-397-00-03-11	Transfer In - Parks Cap Resv	0.00	500,000.00	500,000.00	0.00	0.00
397	**Transfers In**	**0.00**	**500,000.00**	**500,000.00**	**0.00**	**0.00**
	Other Financing Sources	**0.00**	**500,000.00**	**500,000.00**	**0.00**	**0.00**
	Revenue Excluding Cash & Investments	**302,058.50**	**735,000.00**	**735,000.00**	**383,700.00**	**383,700.00**
301	**Local Capital Improvement Fund**	**117,770.49**	**103,500.00**	**103,500.00**	**42,318.00**	**42,318.00**

General Ledger
2021 Adopted Budget

User: joes
Printed: 11/17/2020 2:24:38 PM
Period 01 - 15
Fiscal Year 2021

Account Number	Description	2019 Year End Actuals	Original 2020 Adopted Budget	2020 Budget After Amendments	2021 Approved	2021 Adopted
311	**Park & Rec Capital Imp Fund**					
	Expense Excluding Cash & Investments					
	Other Decreases					
588	**Prior Period Adjustment**					
311-999-588-10-00-00	Prior Period Adjustment	0.00	0.00	0.00	0.00	0.00
588	**Prior Period Adjustment**	**0.00**	**0.00**	**0.00**	**0.00**	**0.00**
589	**Other Nonexpenditures**					
311-000-589-10-00-00	Impact Fee Refund	0.00	0.00	0.00	0.00	0.00
589	**Other Nonexpenditures**	**0.00**	**0.00**	**0.00**	**0.00**	**0.00**
597	**Transfers Out**					
311-000-597-00-03-01	Transfer to - Fund 301	0.00	500,000.00	500,000.00	0.00	0.00
311-000-597-00-05-01	Transfer to - ER & R	0.00	81,049.00	0.00	0.00	0.00
597	**Transfers Out**	**0.00**	**581,049.00**	**500,000.00**	**0.00**	**0.00**
	Other Decreases	**0.00**	**581,049.00**	**500,000.00**	**0.00**	**0.00**
	Services					
576	**Park Facilities**					
311-000-576-80-45-15	DNU Transfer to ER&R	0.00	0.00	0.00	0.00	0.00
311-000-576-80-45-51	Parks Cap Trsf to ER&R	0.00	0.00	81,049.00	58,648.00	56,653.00
576	**Park Facilities**	**0.00**	**0.00**	**81,049.00**	**58,648.00**	**56,653.00**
594	**Capital Expenditures**					
311-000-594-76-49-90	Professional Services	45,348.34	0.00	0.00	8,936.00	8,936.00
594	**Capital Expenditures**	**45,348.34**	**0.00**	**0.00**	**8,936.00**	**8,936.00**
	Services	**45,348.34**	**0.00**	**81,049.00**	**67,584.00**	**65,589.00**
	Capital Outlays					
594	**Capital Expenditures**					
311-000-594-76-61-00	Parks Restricted Land & Imp	39,373.42	300,000.00	300,000.00	450,000.00	450,000.00
311-000-594-76-62-00	Parks Restricted Bldg & Struc	3,789.75	420,000.00	420,000.00	65,000.00	65,000.00
311-000-594-76-64-20	Parks Unrestricted Mach & Eqpt	106,138.08	0.00	0.00	110,000.00	110,000.00

Account Number	Description	2019 Year End Actuals	Original 2020 Adopted Budget	2020 Budget After Amendments	2021 Approved	2021 Adopted
594	**Capital Expenditures**	**149,301.25**	**720,000.00**	**720,000.00**	**625,000.00**	**625,000.00**
	Capital Outlays	**149,301.25**	**720,000.00**	**720,000.00**	**625,000.00**	**625,000.00**
	Expense Excluding Cash & Investments	**194,649.59**	**1,301,049.00**	**1,301,049.00**	**692,584.00**	**690,589.00**
	Revenue Excluding Cash & Investments					
	Taxes					
318	**Other Taxes**					
311-000-318-35-00-00	Real Estate Excise Tax	265,851.77	225,000.00	225,000.00	125,000.00	125,000.00
318	**Other Taxes**	**265,851.77**	**225,000.00**	**225,000.00**	**125,000.00**	**125,000.00**
	Taxes	**265,851.77**	**225,000.00**	**225,000.00**	**125,000.00**	**125,000.00**
	Charges for Services					
345	**Natural & Economic Environment**					
311-000-345-85-00-00	GMA Impact Fees Parks	84,832.50	45,000.00	45,000.00	45,000.00	45,000.00
311-000-345-85-00-10	GMA Impact Fees Parks - Refund	0.00	0.00	0.00	0.00	0.00
345	**Natural & Economic Environment**	**84,832.50**	**45,000.00**	**45,000.00**	**45,000.00**	**45,000.00**
	Charges for Services	**84,832.50**	**45,000.00**	**45,000.00**	**45,000.00**	**45,000.00**
	Miscellaneous Revenues					
361	**Interest & Other Earnings**					
311-000-361-11-00-00	Investment Earnings	37,045.85	10,000.00	10,000.00	8,700.00	8,700.00
361	**Interest & Other Earnings**	**37,045.85**	**10,000.00**	**10,000.00**	**8,700.00**	**8,700.00**
	Miscellaneous Revenues	**37,045.85**	**10,000.00**	**10,000.00**	**8,700.00**	**8,700.00**
	Revenue Excluding Cash & Investments	**387,730.12**	**280,000.00**	**280,000.00**	**178,700.00**	**178,700.00**
311	**Park & Rec Capital Imp Fund**	**193,080.53**	**-1,021,049.00**	**-1,021,049.00**	**-513,884.00**	**-511,889.00**

General Ledger
2021 Adopted Budget

User: joes
Printed: 11/17/2020 2:24:38 PM
Period 01 - 15
Fiscal Year 2021

Account Number	Description	2019 Year End Actuals	Original 2020 Adopted Budget	2020 Budget After Amendments	2021 Approved	2021 Adopted
401	**Sewer Fund**					
	Expense Excluding Cash & Investments					
	Other Decreases					
588	**Prior Period Adjustment**					
401-000-588-10-00-00	Prior Period Adjustment	0.00	0.00	0.00	0.00	0.00
588	**Prior Period Adjustment**	**0.00**	**0.00**	**0.00**	**0.00**	**0.00**
597	**Transfers Out**					
401-401-597-00-00-01	Transfer to - General	0.00	284,556.00	0.00	0.00	0.00
401-401-597-00-04-02	Transfer to - Sewer Capital	1,749,999.96	1,200,000.00	1,200,000.00	1,200,000.00	1,200,000.00
401-401-597-00-05-01	Transfer to - ER & R	0.00	94,267.00	0.00	0.00	0.00
401-401-597-00-05-02	Transfer to - CR&R	0.00	1,838.00	0.00	0.00	0.00
401-401-597-00-05-12	Transfer to CR&R Backbone	0.00	10,000.00	0.00	0.00	0.00
597	**Transfers Out**	**1,749,999.96**	**1,590,661.00**	**1,200,000.00**	**1,200,000.00**	**1,200,000.00**
	Other Decreases	**1,749,999.96**	**1,590,661.00**	**1,200,000.00**	**1,200,000.00**	**1,200,000.00**
	Salaries & Wages					
535	**Sewer Utilities**					
401-401-535-00-10-00	Sewer Salaries & Wages	786,275.62	689,090.00	722,272.14	744,472.73	744,472.73
401-401-535-00-10-15	Sewer Seasonal Wages	10,279.92	9,535.00	12,356.00	12,356.00	12,356.00
401-401-535-00-11-00	Sewer Overtime	9,770.88	14,000.00	12,000.00	12,000.00	12,000.00
401-401-535-00-19-00	Sewer Salaries Indirect Cost	241,367.00	0.00	233,416.00	233,416.00	233,416.00
535	**Sewer Utilities**	**1,047,693.42**	**712,625.00**	**980,044.14**	**1,002,244.73**	**1,002,244.73**
	Salaries & Wages	**1,047,693.42**	**712,625.00**	**980,044.14**	**1,002,244.73**	**1,002,244.73**
	Personnel Benefits					
535	**Sewer Utilities**					
401-401-535-00-21-00	Sewer Retirement	101,835.20	90,210.00	94,427.40	98,114.51	98,114.51
401-401-535-00-22-00	Sewer L & I	17,556.41	19,195.00	17,173.46	17,160.82	17,160.82
401-401-535-00-23-00	Sewer FICA	58,879.31	54,520.00	57,117.05	58,815.40	58,815.40
401-401-535-00-24-00	Sewer Medical Insurance	185,295.22	206,745.00	187,716.14	194,374.07	194,374.07
401-401-535-00-25-00	Sewer Life Insurance	178.50	185.00	183.60	183.60	183.60
401-401-535-00-26-00	Sewer ESD	165.37	0.00	1,096.05	1,128.64	1,128.64

Account Number	Description	2019 Year End Actuals	Original 2020 Adopted Budget	2020 Budget After Amendments	2021 Approved	2021 Adopted
401-401-535-00-27-00	Sewer Protective Clothing	3,420.49	4,000.00	4,000.00	4,000.00	4,000.00
535	**Sewer Utilities**	**367,330.50**	**374,855.00**	**361,713.70**	**373,777.04**	**373,777.04**
	Personnel Benefits	**367,330.50**	**374,855.00**	**361,713.70**	**373,777.04**	**373,777.04**
	Supplies					
535	**Sewer Utilities**					
401-401-535-00-31-10	Sewer ADMIN Operating Supplies	3,014.75	0.00	0.00	7,500.00	7,500.00
401-401-535-00-32-00	Sewer ADMIN Fuel Consumed	0.00	0.00	0.00	0.00	0.00
401-401-535-10-31-10	Sewer COLL Operating Supplies	90,703.62	68,000.00	68,000.00	68,000.00	68,000.00
401-401-535-10-32-00	Sewer COLL Fuel Consumed	7,569.84	13,000.00	13,000.00	13,000.00	13,000.00
401-401-535-10-35-00	Sewer COLL Small Tools & Equip	5,275.60	8,500.00	8,500.00	8,500.00	8,500.00
401-401-535-20-31-10	Sewer WWTP Operating Supplies	224,999.90	290,000.00	290,000.00	290,000.00	290,000.00
401-401-535-20-32-00	Sewer WWTP Fuel Consumed	5,621.14	3,800.00	3,800.00	3,500.00	3,500.00
401-401-535-20-35-00	Sewer WWTP Small Tools & Equip	9,068.77	9,500.00	9,500.00	9,500.00	9,500.00
535	**Sewer Utilities**	**346,253.62**	**392,800.00**	**392,800.00**	**400,000.00**	**400,000.00**
	Supplies	**346,253.62**	**392,800.00**	**392,800.00**	**400,000.00**	**400,000.00**
	Services					
535	**Sewer Utilities**					
401-401-535-00-41-01	Sewer Indirect Cost	80,297.00	0.00	77,552.00	77,552.00	77,552.00
401-401-535-00-42-10	Sewer ADMIN Cell Phone	7,660.42	0.00	0.00	4,000.00	4,000.00
401-401-535-00-42-20	Sewer ADMIN Postage	4,678.04	0.00	0.00	8,500.00	8,500.00
401-401-535-00-42-30	Sewer ADMIN Telephone	1,311.12	0.00	0.00	0.00	0.00
401-401-535-00-42-99	Sewer ADMIN Billing Services	2,426.42	0.00	0.00	0.00	0.00
401-401-535-00-45-00	Sewer ADMIN Rentals	1,252.59	0.00	0.00	0.00	0.00
401-401-535-00-45-15	Sewer Transfer to ER & R	58,460.04	0.00	0.00	0.00	0.00
401-401-535-00-45-51	Sewer Trsf to ER&R	0.00	0.00	94,267.00	84,267.00	80,767.00
401-401-535-00-45-52	Transfer to CR&R	0.00	0.00	1,838.00	5,790.00	5,790.00
401-401-535-00-45-55	Transfer to CR&R Backbone	0.00	0.00	10,000.00	0.00	0.00
401-401-535-00-48-00	Sewer ADMIN Rep & Maint	2,058.52	0.00	0.00	0.00	0.00
401-401-535-00-49-95	Sewer ADMIN Bank Svc Charges	16,772.23	0.00	0.00	12,000.00	12,000.00
401-401-535-00-49-98	Sewer ADMIN Excise Tax	74,892.66	0.00	0.00	60,000.00	60,000.00
401-401-535-00-49-99	Sewer ADMIN Dike Assessment	2,314.89	0.00	0.00	0.00	0.00
401-401-535-10-41-00	Sewer COLL Professional Svcs	6,001.08	5,000.00	5,000.00	4,500.00	4,500.00
401-401-535-10-42-30	Sewer COLL Telephone	2,740.33	3,500.00	3,500.00	6,000.00	6,000.00
401-401-535-10-43-00	Sewer COLL Travel	168.00	1,000.00	1,000.00	1,000.00	1,000.00
401-401-535-10-45-00	Sewer COLL Rentals	1,714.03	2,000.00	2,000.00	2,000.00	2,000.00
401-401-535-10-45-52	Sewer Trsf to CR&R Backbone	0.00	0.00	0.00	0.00	0.00
401-401-535-10-46-00	Sewer COLL Insurance	34,696.58	37,000.00	37,000.00	37,872.00	37,872.00
401-401-535-10-47-00	Sewer COLL Utilities	38,248.27	75,000.00	75,000.00	75,000.00	75,000.00
401-401-535-10-48-00	Sewer COLL Contr Repair & Main	20,903.99	55,000.00	55,000.00	55,000.00	55,000.00
401-401-535-10-49-10	Sewer COLL Dues & Subscription	0.00	750.00	750.00	1,000.00	1,000.00
401-401-535-10-49-20	Sewer COLL Training & Educ	3,804.75	3,500.00	3,500.00	2,500.00	2,500.00
401-401-535-10-49-50	Sewer COLL Uniforms & Mats	2,248.90	2,500.00	2,500.00	2,500.00	2,500.00
401-401-535-10-49-99	Sewer COLL Dike Assessment	0.00	1,000.00	1,000.00	1,000.00	1,000.00

Account Number	Description	2019 Year End Actuals	Original 2020 Adopted Budget	2020 Budget After Amendments	2021 Approved	2021 Adopted
401-401-535-20-41-00	Sewer WWTP Professional Svcs	16,028.27	22,000.00	22,000.00	18,000.00	18,000.00
401-401-535-20-41-50	Sewer WWTP Solids Disposal	0.00	1,000.00	1,000.00	1,000.00	1,000.00
401-401-535-20-42-30	Sewer WWTP Telephone	1,181.25	5,000.00	5,000.00	7,500.00	7,500.00
401-401-535-20-43-00	Sewer WWTP Travel	566.04	1,300.00	1,300.00	1,000.00	1,000.00
401-401-535-20-45-00	Sewer WWTP Rentals	12,237.21	4,000.00	4,000.00	4,000.00	4,000.00
401-401-535-20-46-00	Sewer WWTP Insurance	34,696.58	37,000.00	37,000.00	32,942.00	32,942.00
401-401-535-20-47-00	Sewer WWTP Utilities	192,701.14	250,000.00	250,000.00	250,000.00	250,000.00
401-401-535-20-48-00	Sewer WWTP Contr Repair & Main	19,403.69	55,000.00	55,000.00	55,000.00	55,000.00
401-401-535-20-49-10	Sewer WWTP Dues & Subscription	448.30	5,000.00	5,000.00	5,000.00	5,000.00
401-401-535-20-49-20	Sewer WWTP Training & Educ	2,498.28	3,500.00	3,500.00	2,500.00	2,500.00
401-401-535-20-49-50	Sewer WWTP Uniforms & Mats	1,966.61	2,500.00	2,500.00	2,500.00	2,500.00
401-401-535-20-49-90	Sewer WWTP Regulatory Fees	17,926.89	15,000.00	15,000.00	17,000.00	17,000.00
401-401-535-20-49-95	Sewer WWTP Lien Release Fees	191.00	1,500.00	1,500.00	1,500.00	1,500.00
401-401-535-20-49-99	Sewer WWTP Dike Assessment	0.00	2,500.00	2,500.00	2,500.00	2,500.00
535	**Sewer Utilities**	**662,495.12**	**591,550.00**	**775,207.00**	**840,923.00**	**837,423.00**
	Services	**662,495.12**	**591,550.00**	**775,207.00**	**840,923.00**	**837,423.00**
	DNU					
588	**Prior Period Adjustment**					
401-999-588-10-00-00	Prior Period Adjustment	0.00	0.00	0.00	0.00	0.00
588	**Prior Period Adjustment**	**0.00**	**0.00**	**0.00**	**0.00**	**0.00**
	DNU	**0.00**	**0.00**	**0.00**	**0.00**	**0.00**
	Expense Excluding Cash & Investments	**4,173,772.62**	**3,662,491.00**	**3,709,764.84**	**3,816,944.77**	**3,813,444.77**
	Revenue Excluding Cash & Investments					
	Licenses & Permits					
322	**Non-Bus Licenses & Permits**					
401-000-322-10-00-00	Sewer Permits	28,186.50	15,000.00	15,000.00	15,000.00	15,000.00
322	**Non-Bus Licenses & Permits**	**28,186.50**	**15,000.00**	**15,000.00**	**15,000.00**	**15,000.00**
	Licenses & Permits	**28,186.50**	**15,000.00**	**15,000.00**	**15,000.00**	**15,000.00**
	Charges for Services					
343	**Utilities**					
401-000-343-50-00-00	Sewer Service	3,166,994.39	3,400,000.00	3,400,000.00	3,400,000.00	3,400,000.00
401-000-343-50-00-01	Septage Disposal	220,921.08	140,000.00	140,000.00	140,000.00	140,000.00
401-000-343-50-00-02	Sewer Plan Review Fees	8,280.00	10,000.00	10,000.00	10,000.00	10,000.00
401-000-343-50-00-10	Operator Services	0.00	0.00	0.00	0.00	0.00
343	**Utilities**	**3,396,195.47**	**3,550,000.00**	**3,550,000.00**	**3,550,000.00**	**3,550,000.00**
345	**Natural & Economic Environment**					
401-000-345-29-00-00	Other Environmental SvcRebate	0.00	0.00	0.00	0.00	0.00
345	**Natural & Economic Environment**	**0.00**	**0.00**	**0.00**	**0.00**	**0.00**

Account Number	Description	2019 Year End Actuals	Original 2020 Adopted Budget	2020 Budget After Amendments	2021 Approved	2021 Adopted
	Charges for Services	**3,396,195.47**	**3,550,000.00**	**3,550,000.00**	**3,550,000.00**	**3,550,000.00**
	Fines & Penalties					
359	**Non-Court Fines & Penalties**					
401-000-359-00-00-00	Fines & Penalties	16,494.44	5,000.00	5,000.00	5,000.00	5,000.00
359	**Non-Court Fines & Penalties**	**16,494.44**	**5,000.00**	**5,000.00**	**5,000.00**	**5,000.00**
	Fines & Penalties	**16,494.44**	**5,000.00**	**5,000.00**	**5,000.00**	**5,000.00**
	Miscellaneous Revenues					
361	**Interest & Other Earnings**					
401-000-361-11-00-00	Investment Earnings	37,835.32	10,000.00	10,000.00	8,700.00	8,700.00
361	**Interest & Other Earnings**	**37,835.32**	**10,000.00**	**10,000.00**	**8,700.00**	**8,700.00**
369	**Other Miscellaneous Revenues**					
401-000-369-10-00-00	Sewer Sale of Surplus	49.70	500.00	500.00	500.00	500.00
401-000-369-91-00-00	Miscellaneous Other	948.93	5,000.00	5,000.00	5,000.00	5,000.00
369	**Other Miscellaneous Revenues**	**998.63**	**5,500.00**	**5,500.00**	**5,500.00**	**5,500.00**
	Miscellaneous Revenues	**38,833.95**	**15,500.00**	**15,500.00**	**14,200.00**	**14,200.00**
	Other Financing Sources					
395	**Disposition of Capital Assets**					
401-000-395-20-00-00	Comp on Capital Asset Loss	0.00	0.00	0.00	0.00	0.00
395	**Disposition of Capital Assets**	**0.00**	**0.00**	**0.00**	**0.00**	**0.00**
	Other Financing Sources	**0.00**	**0.00**	**0.00**	**0.00**	**0.00**
	Revenue Excluding Cash & Investments	**3,479,710.36**	**3,585,500.00**	**3,585,500.00**	**3,584,200.00**	**3,584,200.00**
401	**Sewer Fund**	**-694,062.26**	**-76,991.00**	**-124,264.84**	**-232,744.77**	**-229,244.77**

User: joes
Printed: 11/17/2020 2:24:38 PM
Period 01 - 15
Fiscal Year 2021

Account Number	Description	2019 Year End Actuals	Original 2020 Adopted Budget	2020 Budget After Amendments	2021 Approved	2021 Adopted
402	**Sewer Capital Reserve Fund**					
	Expense Excluding Cash & Investments					
	Other Decreases					
588	**Prior Period Adjustment**					
402-999-588-10-00-00	Prior Period Adjustment	0.00	0.00	0.00	0.00	0.00
588	**Prior Period Adjustment**	**0.00**	**0.00**	**0.00**	**0.00**	**0.00**
589	**Other Nonexpenditures**					
402-000-589-20-00-00	DNU Sewer- Refund of Retainage	0.00	0.00	0.00	0.00	0.00
589	**Other Nonexpenditures**	**0.00**	**0.00**	**0.00**	**0.00**	**0.00**
	Other Decreases	**0.00**	**0.00**	**0.00**	**0.00**	**0.00**
	Services					
594	**Capital Expenditures**					
402-000-594-35-41-94	Sewer Capital Engineering	98,351.77	75,000.00	75,000.00	100,000.00	100,000.00
594	**Capital Expenditures**	**98,351.77**	**75,000.00**	**75,000.00**	**100,000.00**	**100,000.00**
	Services	**98,351.77**	**75,000.00**	**75,000.00**	**100,000.00**	**100,000.00**
	Capital Outlays					
594	**Capital Expenditures**					
402-000-594-35-64-00	Sewer I & I	65,166.92	100,000.00	100,000.00	100,000.00	100,000.00
402-000-594-35-64-10	Sewer Capital Improvements	1,498,403.97	750,000.00	750,000.00	100,000.00	100,000.00
402-000-594-35-64-20	Sewer Machinery & Equipment	21,268.29	250,000.00	250,000.00	250,000.00	250,000.00
402-000-594-35-64-30	Sewer Line Replacement	286,042.41	275,000.00	275,000.00	925,000.00	925,000.00
594	**Capital Expenditures**	**1,870,881.59**	**1,375,000.00**	**1,375,000.00**	**1,375,000.00**	**1,375,000.00**
	Capital Outlays	**1,870,881.59**	**1,375,000.00**	**1,375,000.00**	**1,375,000.00**	**1,375,000.00**
	Expense Excluding Cash & Investments	**1,969,233.36**	**1,450,000.00**	**1,450,000.00**	**1,475,000.00**	**1,475,000.00**
	Revenue Excluding Cash & Investments					
	Charges for Services					
343	**Utilities**					

Account Number	Description	2019 Year End Actuals	Original 2020 Adopted Budget	2020 Budget After Amendments	2021 Approved	2021 Adopted
402-000-343-50-00-00	Sewer Connection Fees	1,079,107.45	250,000.00	250,000.00	250,000.00	250,000.00
343	**Utilities**	**1,079,107.45**	**250,000.00**	**250,000.00**	**250,000.00**	**250,000.00**
	Charges for Services	**1,079,107.45**	**250,000.00**	**250,000.00**	**250,000.00**	**250,000.00**
	Miscellaneous Revenues					
361	**Interest & Other Earnings**					
402-000-361-11-00-00	Sewer Cap Invest Earnings	70,500.23	10,000.00	10,000.00	8,700.00	8,700.00
361	**Interest & Other Earnings**	**70,500.23**	**10,000.00**	**10,000.00**	**8,700.00**	**8,700.00**
369	**Other Miscellaneous Revenues**					
402-000-369-91-00-00	Miscellaneous Other	0.00	0.00	0.00	0.00	0.00
369	**Other Miscellaneous Revenues**	**0.00**	**0.00**	**0.00**	**0.00**	**0.00**
	Miscellaneous Revenues	**70,500.23**	**10,000.00**	**10,000.00**	**8,700.00**	**8,700.00**
	Other Increases in Resources					
389	**Other Nonrevenues**					
402-000-389-20-00-00	DNU Sewer - Retainage Deposits	0.00	0.00	0.00	0.00	0.00
389	**Other Nonrevenues**	**0.00**	**0.00**	**0.00**	**0.00**	**0.00**
	Other Increases in Resources	**0.00**	**0.00**	**0.00**	**0.00**	**0.00**
	Other Financing Sources					
397	**Transfers In**					
402-000-397-00-04-01	Transfer In Sewer	1,749,999.96	1,200,000.00	1,200,000.00	1,200,000.00	1,200,000.00
397	**Transfers In**	**1,749,999.96**	**1,200,000.00**	**1,200,000.00**	**1,200,000.00**	**1,200,000.00**
	Other Financing Sources	**1,749,999.96**	**1,200,000.00**	**1,200,000.00**	**1,200,000.00**	**1,200,000.00**
	Revenue Excluding Cash & Investments	**2,899,607.64**	**1,460,000.00**	**1,460,000.00**	**1,458,700.00**	**1,458,700.00**
402	**Sewer Capital Reserve Fund**	**930,374.28**	**10,000.00**	**10,000.00**	**-16,300.00**	**-16,300.00**

General Ledger
2021 Adopted Budget

User: joes
Printed: 11/17/2020 2:24:38 PM
Period 01 - 15
Fiscal Year 2021

Account Number	Description	2019 Year End Actuals	Original 2020 Adopted Budget	2020 Budget After Amendments	2021 Approved	2021 Adopted
425	**Storm Drain Fund**					
	Expense Excluding Cash & Investments					
	Other Decreases					
588	**Prior Period Adjustment**					
425-000-588-10-00-00	Prior Period Adjustment	0.00	0.00	0.00	0.00	0.00
425-999-588-10-00-00	Prior Period Adjustment	0.00	0.00	0.00	0.00	0.00
588	**Prior Period Adjustment**	**0.00**	**0.00**	**0.00**	**0.00**	**0.00**
597	**Transfers Out**					
425-425-597-15-00-01	Transfer to - General	0.00	110,321.00	0.00	0.00	0.00
425-425-597-15-04-26	Transfer to - Storm Capital	0.00	250,000.00	250,000.00	250,000.00	250,000.00
425-425-597-15-05-01	Transfer to - ER & R	0.00	175,266.00	0.00	0.00	0.00
597	**Transfers Out**	**0.00**	**535,587.00**	**250,000.00**	**250,000.00**	**250,000.00**
	Other Decreases	**0.00**	**535,587.00**	**250,000.00**	**250,000.00**	**250,000.00**
	Salaries & Wages					
531	**Storm Drainage Utilities**					
425-425-531-00-10-00	Storm Salaries & Wages	291,894.94	285,520.00	397,942.32	361,597.52	361,597.52
425-425-531-00-11-00	Storm Overtime	4,113.72	5,000.00	4,326.00	4,326.00	4,326.00
425-425-531-00-19-00	Storm Salaries Indirect Cost	119,804.00	0.00	119,804.00	119,804.00	119,804.00
531	**Storm Drainage Utilities**	**415,812.66**	**290,520.00**	**522,072.32**	**485,727.52**	**485,727.52**
	Salaries & Wages	**415,812.66**	**290,520.00**	**522,072.32**	**485,727.52**	**485,727.52**
	Personnel Benefits					
531	**Storm Drainage Utilities**					
425-425-531-00-21-00	Storm Retirement	37,852.89	37,275.00	39,101.51	47,460.28	47,460.28
425-425-531-00-22-00	Storm L & I	5,725.62	6,025.00	5,175.35	6,331.98	6,331.98
425-425-531-00-23-00	Storm FICA	21,541.64	22,225.00	23,260.23	27,993.15	27,993.15
425-425-531-00-24-00	Storm Medical Insurance	101,770.49	108,870.00	94,361.28	114,437.19	114,437.19
425-425-531-00-25-00	Storm Life Insurance	51.00	55.00	48.65	61.20	61.20
425-425-531-00-26-00	Storm ESD	176.01	0.00	446.35	537.18	537.18
531	**Storm Drainage Utilities**	**167,117.65**	**174,450.00**	**162,393.37**	**196,820.98**	**196,820.98**

Account Number	Description	2019 Year End Actuals	Original 2020 Adopted Budget	2020 Budget After Amendments	2021 Approved	2021 Adopted
	Personnel Benefits	**167,117.65**	**174,450.00**	**162,393.37**	**196,820.98**	**196,820.98**
	Supplies					
531	**Storm Drainage Utilities**					
425-425-531-00-31-00	Storm Office Supplies	1,173.40	1,000.00	1,000.00	100.00	100.00
425-425-531-00-31-10	Storm Operating Supplies	23,541.03	35,000.00	35,000.00	38,505.00	38,505.00
425-425-531-00-35-00	Storm Small Tools & Equipment	4,769.91	14,500.00	14,500.00	14,500.00	14,500.00
531	**Storm Drainage Utilities**	**29,484.34**	**50,500.00**	**50,500.00**	**53,105.00**	**53,105.00**
	Supplies	**29,484.34**	**50,500.00**	**50,500.00**	**53,105.00**	**53,105.00**
	Services					
531	**Storm Drainage Utilities**					
425-425-531-00-41-00	Storm Professional Services	27,977.37	90,000.00	90,000.00	105,000.00	105,000.00
425-425-531-00-41-01	Storm Service Indirect Cost	22,007.00	0.00	22,008.00	22,008.00	22,008.00
425-425-531-00-41-90	Storm NPDES Engineering	19,400.02	25,000.00	25,000.00	25,000.00	25,000.00
425-425-531-00-42-20	Storm Postage	3,024.85	5,000.00	5,000.00	5,000.00	5,000.00
425-425-531-00-42-30	Storm Telephone	522.41	1,000.00	1,000.00	500.00	500.00
425-425-531-00-42-99	Storm Billing Services	1,617.61	2,500.00	2,500.00	2,500.00	2,500.00
425-425-531-00-43-00	Storm Travel	0.00	2,000.00	2,000.00	5,000.00	5,000.00
425-425-531-00-45-00	Storm Rentals	5,546.55	10,000.00	10,000.00	10,000.00	10,000.00
425-425-531-00-45-15	Storm Transfer to ER & R	33,995.04	0.00	0.00	0.00	0.00
425-425-531-00-45-51	Storm Trsf to ER&R	0.00	0.00	175,266.00	59,333.00	70,267.00
425-425-531-00-46-00	Storm Insurance	14,300.95	14,600.00	14,600.00	9,087.00	9,087.00
425-425-531-00-47-00	Storm Utilities	15,581.69	0.00	0.00	23,000.00	23,000.00
425-425-531-00-48-00	Storm Contr Repair & Maint	8,676.94	25,000.00	25,000.00	10,000.00	10,000.00
425-425-531-00-48-10	Storm Equip Repair & Maint	22,491.19	0.00	0.00	10,000.00	10,000.00
425-425-531-00-48-11	Storm Equip Repair & Maint	0.00	0.00	0.00	10,000.00	10,000.00
425-425-531-00-49-10	Storm Dues & Subscriptions	1,192.20	250.00	250.00	250.00	250.00
425-425-531-00-49-20	Storm Training & Education	1,356.25	1,000.00	1,000.00	1,000.00	1,000.00
425-425-531-00-49-70	Storm Debris Disposal	8,590.20	15,000.00	15,000.00	10,000.00	10,000.00
425-425-531-00-49-95	Storm Bank Service Charges	11,188.07	0.00	0.00	9,000.00	9,000.00
425-425-531-00-49-98	Storm Excise Tax	18,787.95	0.00	0.00	20,000.00	20,000.00
425-425-531-00-49-99	Storm Dike Assessment	167.89	0.00	0.00	200.00	200.00
531	**Storm Drainage Utilities**	**216,424.18**	**191,350.00**	**388,624.00**	**336,878.00**	**347,812.00**
595	**Streets Capital Improvements**					
425-425-595-40-41-00	Storm Drain Engineering	0.00	0.00	0.00	0.00	0.00
595	**Streets Capital Improvements**	**0.00**	**0.00**	**0.00**	**0.00**	**0.00**
	Services	**216,424.18**	**191,350.00**	**388,624.00**	**336,878.00**	**347,812.00**
	Expense Excluding Cash & Investments	**828,838.83**	**1,242,407.00**	**1,373,589.69**	**1,322,531.50**	**1,333,465.50**
	Revenue Excluding Cash & Investments					
	Intergovernmental Revenues					
334	**State Grants**					

Account Number	Description	2019 Year End Actuals	Original 2020 Adopted Budget	2020 Budget After Amendments	2021 Approved	2021 Adopted
425-000-334-03-10-01	DOE Stormwater Capacity Grant	18,948.68	45,000.00	45,000.00	45,000.00	45,000.00
334	**State Grants**	**18,948.68**	**45,000.00**	**45,000.00**	**45,000.00**	**45,000.00**
	Intergovernmental Revenues	**18,948.68**	**45,000.00**	**45,000.00**	**45,000.00**	**45,000.00**
	Charges for Services					
342	**Public Safety**					
425-000-342-40-00-00	Storm Inspection Fee	12,654.00	8,000.00	8,000.00	8,000.00	8,000.00
342	**Public Safety**	**12,654.00**	**8,000.00**	**8,000.00**	**8,000.00**	**8,000.00**
343	**Utilities**					
425-000-343-10-00-00	Storm Plan Review Fees	2,177.00	5,000.00	5,000.00	5,000.00	5,000.00
425-000-343-10-00-01	Storm Fees & Charges	1,181,205.75	1,200,000.00	1,220,000.00	1,220,000.00	1,220,000.00
343	**Utilities**	**1,183,382.75**	**1,205,000.00**	**1,225,000.00**	**1,225,000.00**	**1,225,000.00**
353	**Civil Infraction Penalties**					
425-000-353-40-00-00	Storm Inspection Fee	0.00	0.00	0.00	0.00	0.00
353	**Civil Infraction Penalties**	**0.00**	**0.00**	**0.00**	**0.00**	**0.00**
	Charges for Services	**1,196,036.75**	**1,213,000.00**	**1,233,000.00**	**1,233,000.00**	**1,233,000.00**
	Fines & Penalties					
359	**Non-Court Fines & Penalties**					
425-000-359-00-00-00	Fines & Penalties	0.00	0.00	0.00	0.00	0.00
359	**Non-Court Fines & Penalties**	**0.00**	**0.00**	**0.00**	**0.00**	**0.00**
	Fines & Penalties	**0.00**	**0.00**	**0.00**	**0.00**	**0.00**
	Miscellaneous Revenues					
361	**Interest & Other Earnings**					
425-000-361-11-00-00	Investment Earnings	32,413.90	5,000.00	5,000.00	4,350.00	4,350.00
361	**Interest & Other Earnings**	**32,413.90**	**5,000.00**	**5,000.00**	**4,350.00**	**4,350.00**
369	**Other Miscellaneous Revenues**					
425-000-369-81-00-00	Cash Adjustments	-81.00	0.00	0.00	0.00	0.00
425-000-369-91-00-00	Miscellaneous Other	0.00	0.00	0.00	0.00	0.00
369	**Other Miscellaneous Revenues**	**-81.00**	**0.00**	**0.00**	**0.00**	**0.00**
	Miscellaneous Revenues	**32,332.90**	**5,000.00**	**5,000.00**	**4,350.00**	**4,350.00**
	Proprietary Funds Revenues					
343	**Utilities**					
425-000-343-10-00-02	Storm Connection Fees	37,561.37	20,000.00	20,000.00	20,000.00	20,000.00
343	**Utilities**	**37,561.37**	**20,000.00**	**20,000.00**	**20,000.00**	**20,000.00**
379	**Capital Contributions**					
425-000-379-10-00-00	DNU Storm Connection Fees	0.00	0.00	0.00	0.00	0.00

Account Number	Description	2019 Year End Actuals	Original 2020 Adopted Budget	2020 Budget After Amendments	2021 Approved	2021 Adopted
379	**Capital Contributions**	**0.00**	**0.00**	**0.00**	**0.00**	**0.00**
	Proprietary Funds Revenues	**37,561.37**	**20,000.00**	**20,000.00**	**20,000.00**	**20,000.00**
	Revenue Excluding Cash & Investments	**1,284,879.70**	**1,283,000.00**	**1,303,000.00**	**1,302,350.00**	**1,302,350.00**
425	**Storm Drain Fund**	**456,040.87**	**40,593.00**	**-70,589.69**	**-20,181.50**	**-31,115.50**

User: joes
Printed: 11/17/2020 2:24:38 PM
Period 01 - 15
Fiscal Year 2021

Account Number	Description	2019 Year End Actuals	Original 2020 Adopted Budget	2020 Budget After Amendments	2021 Approved	2021 Adopted
426	**Storm Capital Reserve Fund**					
	Expense Excluding Cash & Investments					
	Other Decreases					
588	**Prior Period Adjustment**					
426-999-588-10-00-00	Prior Period Adjustment	0.00	0.00	0.00	0.00	0.00
588	**Prior Period Adjustment**	**0.00**	**0.00**	**0.00**	**0.00**	**0.00**
	Other Decreases	**0.00**	**0.00**	**0.00**	**0.00**	**0.00**
	Capital Outlays					
594	**Capital Expenditures**					
426-000-594-31-60-10	Storm Cap Bldgs & Structures	0.00	0.00	0.00	0.00	0.00
426-000-594-31-60-50	Storm Cap Construction	0.00	250,000.00	250,000.00	50,000.00	100,000.00
426-000-594-31-60-70	Storm Gages Slough Outfall	0.00	50,000.00	50,000.00	50,000.00	50,000.00
594	**Capital Expenditures**	**0.00**	**300,000.00**	**300,000.00**	**100,000.00**	**150,000.00**
	Capital Outlays	**0.00**	**300,000.00**	**300,000.00**	**100,000.00**	**150,000.00**
	Expense Excluding Cash & Investments	**0.00**	**300,000.00**	**300,000.00**	**100,000.00**	**150,000.00**
	Revenue Excluding Cash & Investments					
	Intergovernmental Revenues					
334	**State Grants**					
426-000-334-03-10-03	WA DOE LID Grant	0.00	0.00	0.00	0.00	0.00
334	**State Grants**	**0.00**	**0.00**	**0.00**	**0.00**	**0.00**
	Intergovernmental Revenues	**0.00**	**0.00**	**0.00**	**0.00**	**0.00**
	Miscellaneous Revenues					
361	**Interest & Other Earnings**					
426-000-361-11-00-00	Storm Cap Investment Earnings	21,507.33	5,000.00	5,000.00	4,350.00	4,350.00
361	**Interest & Other Earnings**	**21,507.33**	**5,000.00**	**5,000.00**	**4,350.00**	**4,350.00**
369	**Other Miscellaneous Revenues**					
426-000-369-91-00-00	Miscellaneous Other	0.00	0.00	0.00	0.00	0.00

Account Number	Description	2019 Year End Actuals	Original 2020 Adopted Budget	2020 Budget After Amendments	2021 Approved	2021 Adopted
369	**Other Miscellaneous Revenues**	**0.00**	**0.00**	**0.00**	**0.00**	**0.00**
	Miscellaneous Revenues	**21,507.33**	**5,000.00**	**5,000.00**	**4,350.00**	**4,350.00**
	Other Financing Sources					
397	**Transfers In**					
426-000-397-00-04-25	Transfer In - Storm	0.00	250,000.00	250,000.00	250,000.00	250,000.00
397	**Transfers In**	**0.00**	**250,000.00**	**250,000.00**	**250,000.00**	**250,000.00**
	Other Financing Sources	**0.00**	**250,000.00**	**250,000.00**	**250,000.00**	**250,000.00**
	Revenue Excluding Cash & Investments	**21,507.33**	**255,000.00**	**255,000.00**	**254,350.00**	**254,350.00**
426	**Storm Capital Reserve Fund**	**21,507.33**	**-45,000.00**	**-45,000.00**	**154,350.00**	**104,350.00**

General Ledger
2021 Adopted Budget

User: joes
Printed: 11/17/2020 2:24:38 PM
Period 01 - 15
Fiscal Year 2021

Account Number	Description	2019 Year End Actuals	Original 2020 Adopted Budget	2020 Budget After Amendments	2021 Approved	2021 Adopted
501	**Equipment Rental & Repair Fund**					
	Expense Excluding Cash & Investments					
	Other Decreases					
588	**Prior Period Adjustment**					
501-000-588-10-00-00	Prior Period Adjustment	0.00	0.00	0.00	0.00	0.00
501-999-588-10-00-00	Prior Period Adjustment	0.00	0.00	0.00	0.00	0.00
588	**Prior Period Adjustment**	**0.00**	**0.00**	**0.00**	**0.00**	**0.00**
	Other Decreases	**0.00**	**0.00**	**0.00**	**0.00**	**0.00**
	Capital Outlays					
594	**Capital Expenditures**					
501-000-594-18-60-02	ER&R IT Equipment	28,979.09	0.00	0.00	0.00	0.00
501-000-594-21-60-01	ER&R Police Vehicles	119,750.09	60,000.00	60,000.00	110,000.00	116,000.00
501-000-594-21-60-02	ER&R Police Equip Replacement	0.00	0.00	0.00	0.00	0.00
501-000-594-22-60-02	ER&R EMS Fire Mach & Equip	153,159.92	65,000.00	65,000.00	280,000.00	300,000.00
501-000-594-35-60-02	ER&R Sewer Mach & Equip	42,468.13	270,000.00	270,000.00	46,000.00	145,000.00
501-000-594-42-60-01	ER&R Streets Mach & Equip	84,659.13	95,000.00	95,000.00	94,000.00	0.00
501-000-594-59-60-01	ER&R Bldg & Grds Mach & Equip	43,229.14	11,000.00	11,000.00	47,000.00	0.00
501-000-594-72-60-01	ER&R Library Mach & Equip	5,425.00	0.00	0.00	10,000.00	0.00
501-000-594-76-60-01	ER&R Parks Mach & Equip	0.00	86,000.00	86,000.00	0.00	42,000.00
594	**Capital Expenditures**	**477,670.50**	**587,000.00**	**587,000.00**	**587,000.00**	**603,000.00**
	Capital Outlays	**477,670.50**	**587,000.00**	**587,000.00**	**587,000.00**	**603,000.00**
	Expense Excluding Cash & Investments	**477,670.50**	**587,000.00**	**587,000.00**	**587,000.00**	**603,000.00**
	Revenue Excluding Cash & Investments					
	Charges for Services					
348	**Internal Service Fund Services**					
501-000-348-00-00-01	ER&R General Fund	211,041.00	0.00	0.00	0.00	0.00
501-000-348-00-00-11	ER&R City Streets	225,335.04	0.00	0.00	0.00	0.00
501-000-348-00-00-15	ER&R Fire EMS	110,000.04	0.00	0.00	0.00	0.00
501-000-348-00-00-16	ER&R Cemetery	1,884.96	0.00	0.00	0.00	0.00
501-000-348-00-00-30	ER&R General Capital	0.00	0.00	0.00	0.00	0.00

Account Number	Description	2019 Year End Actuals	Original 2020 Adopted Budget	2020 Budget After Amendments	2021 Approved	2021 Adopted
501-000-348-00-00-31	ER&R Parks Capital	0.00	0.00	0.00	0.00	0.00
501-000-348-00-00-41	ER&R Sewer	58,460.04	0.00	0.00	0.00	0.00
501-000-348-00-00-42	ER&R Storm	33,995.04	0.00	0.00	0.00	0.00
501-000-348-00-45-01	ER&R General Fund	0.00	0.00	152,000.00	175,192.00	163,052.00
501-000-348-00-45-11	ER&R City Streets	0.00	0.00	25,000.00	102,817.00	110,997.00
501-000-348-00-45-15	ER&R Fire EMS	0.00	0.00	30,000.00	344,500.00	344,500.00
501-000-348-00-45-16	ER&R Cemetery	0.00	0.00	3,742.00	1,235.00	1,235.00
501-000-348-00-45-30	ER&R General Capital	0.00	0.00	132,000.00	0.00	0.00
501-000-348-00-45-31	ER&R Parks Capital	0.00	0.00	81,049.00	58,648.00	56,653.00
501-000-348-00-45-41	ER&R Sewer	0.00	0.00	94,267.00	84,267.00	80,767.00
501-000-348-00-45-42	ER&R Storm	0.00	0.00	175,266.00	59,333.00	70,267.00
348	**Internal Service Fund Services**	**640,716.12**	**0.00**	**693,324.00**	**825,992.00**	**827,471.00**
	Charges for Services	**640,716.12**	**0.00**	**693,324.00**	**825,992.00**	**827,471.00**
	Miscellaneous Revenues					
361	**Interest & Other Earnings**					
501-000-361-11-00-00	ER&R Investment Earnings	13,110.29	4,000.00	4,000.00	0.00	0.00
361	**Interest & Other Earnings**	**13,110.29**	**4,000.00**	**4,000.00**	**0.00**	**0.00**
362	**Rents, Leases & Concessions**					
501-000-362-00-00-01	ER&R General Fund	0.00	0.00	0.00	0.00	0.00
362	**Rents, Leases & Concessions**	**0.00**	**0.00**	**0.00**	**0.00**	**0.00**
	Miscellaneous Revenues	**13,110.29**	**4,000.00**	**4,000.00**	**0.00**	**0.00**
	Other Financing Sources					
362	**Rents, Leases & Concessions**					
501-000-362-00-00-11	ER&R City Streets	0.00	0.00	0.00	0.00	0.00
362	**Rents, Leases & Concessions**	**0.00**	**0.00**	**0.00**	**0.00**	**0.00**
395	**Disposition of Capital Assets**					
501-000-395-10-00-00	ER&R Proceeds Sales of Capital	0.00	0.00	0.00	0.00	0.00
395	**Disposition of Capital Assets**	**0.00**	**0.00**	**0.00**	**0.00**	**0.00**
397	**Transfers In**					
501-000-397-00-01-00	Transfer In - General	0.00	152,000.00	0.00	0.00	0.00
501-000-397-00-02-00	Transfer In - Streets	0.00	25,000.00	0.00	0.00	0.00
501-000-397-00-03-00	Transfer In - Sewer	0.00	94,267.00	0.00	0.00	0.00
501-000-397-00-04-00	Transfer In - Storm	0.00	175,266.00	0.00	0.00	0.00
501-000-397-00-05-00	Transfer In - EMS-Fire	0.00	30,000.00	0.00	0.00	0.00
501-000-397-00-06-00	Transfer In - Cemetery	0.00	3,742.00	0.00	0.00	0.00
501-000-397-00-07-00	Transfer In - General Capital	0.00	132,000.00	0.00	0.00	0.00
501-000-397-00-08-00	Transfer In - Parks Capital	0.00	81,049.00	0.00	0.00	0.00
397	**Transfers In**	**0.00**	**693,324.00**	**0.00**	**0.00**	**0.00**
	Other Financing Sources	**0.00**	**693,324.00**	**0.00**	**0.00**	**0.00**

Account Number	Description	2019 Year End Actuals	Original 2020 Adopted Budget	2020 Budget After Amendments	2021 Approved	2021 Adopted
	Revenue Excluding Cash & Investments	**653,826.41**	**697,324.00**	**697,324.00**	**825,992.00**	**827,471.00**
501	**Equipment Rental & Repair Fund**	**176,155.91**	**110,324.00**	**110,324.00**	**238,992.00**	**224,471.00**

User: joes
Printed: 11/17/2020 2:24:38 PM
Period 01 - 15
Fiscal Year 2021

Account Number	Description	2019 Year End Actuals	Original 2020 Adopted Budget	2020 Budget After Amendments	2021 Approved	2021 Adopted
502	**Computer Rental & Replacement**					
	Expense Excluding Cash & Investments					
	Capital Outlays					
594	**Capital Expenditures**					
502-000-594-12-60-01	CR&R Court Computer	0.00	0.00	0.00	1,200.00	1,200.00
502-000-594-14-60-01	CR&R Financial Services	0.00	0.00	0.00	0.00	0.00
502-000-594-15-60-01	CR&R Legal & Risk Mgmt	0.00	0.00	0.00	0.00	0.00
502-000-594-18-60-02	CR&R IT Computer	0.00	5,000.00	5,000.00	0.00	0.00
502-000-594-18-60-03	CR&R HR	0.00	0.00	0.00	2,600.00	2,600.00
502-000-594-18-60-12	CR&R Centralized Backbone	0.00	125,500.00	25,500.00	127,500.00	127,500.00
502-000-594-21-60-02	CR&R Police Computer	0.00	5,000.00	0.00	20,000.00	20,000.00
502-000-594-22-60-01	CR&R EMS Fire Computer	0.00	5,000.00	0.00	17,500.00	17,500.00
502-000-594-35-60-02	CR&R Sewer Computer	0.00	5,000.00	5,000.00	1,200.00	1,200.00
502-000-594-42-60-01	CR&R Streets Computer	0.00	5,000.00	0.00	3,000.00	3,000.00
502-000-594-48-60-01	CR&R Public Works	0.00	0.00	0.00	4,300.00	4,300.00
502-000-594-58-60-00	CR&R Community Developement	0.00	0.00	0.00	3,000.00	3,000.00
502-000-594-59-60-01	CR&R Bldg & Grds Computer	0.00	0.00	0.00	1,100.00	1,100.00
502-000-594-72-60-01	CR&R Library Computer	0.00	5,000.00	0.00	22,300.00	22,300.00
502-000-594-76-60-01	CR&R Parks Computer	0.00	5,000.00	0.00	1,800.00	1,800.00
594	**Capital Expenditures**	**0.00**	**160,500.00**	**35,500.00**	**205,500.00**	**205,500.00**
	Capital Outlays	**0.00**	**160,500.00**	**35,500.00**	**205,500.00**	**205,500.00**
	Expense Excluding Cash & Investments	**0.00**	**160,500.00**	**35,500.00**	**205,500.00**	**205,500.00**
	Revenue Excluding Cash & Investments					
	Charges for Services					
348	**Internal Service Fund Services**					
502-000-348-00-45-01	CR&R General Fund	0.00	0.00	19,479.15	0.00	0.00
502-000-348-00-45-02	CR&R Court	0.00	0.00	0.00	3,570.00	3,570.00
502-000-348-00-45-04	CR&R Human Resources	0.00	0.00	0.00	16,327.50	16,327.50
502-000-348-00-45-05	CR&R Finance	0.00	0.00	0.00	5,280.00	5,280.00
502-000-348-00-45-06	CR&R Legal	0.00	0.00	0.00	3,595.50	3,595.50
502-000-348-00-45-08	CR&R Comm Dev	0.00	0.00	0.00	8,240.25	8,240.25
502-000-348-00-45-09	CR&R Fac Maint	0.00	0.00	0.00	2,630.00	2,630.00

Account Number	Description	2019 Year End Actuals	Original 2020 Adopted Budget	2020 Budget After Amendments	2021 Approved	2021 Adopted
502-000-348-00-45-10	CR&R IT	0.00	0.00	0.00	7,062.50	7,062.50
502-000-348-00-45-11	CR&R Police	0.00	0.00	0.00	51,875.00	51,875.00
502-000-348-00-45-12	CR&R Library	0.00	0.00	0.00	52,900.00	52,900.00
502-000-348-00-45-14	CR&R Engineering	0.00	0.00	0.00	9,425.50	9,425.50
502-000-348-00-45-15	CR&R Parks	0.00	0.00	0.00	7,410.00	7,410.00
502-000-348-00-45-16	CR&R Streets	0.00	0.00	0.00	4,530.00	4,530.00
502-000-348-00-45-18	CR&R EMS Fire	0.00	0.00	0.00	32,863.75	32,863.75
502-000-348-00-45-20	CR&R - 001 Backbone	0.00	0.00	8,333.35	0.00	0.00
502-000-348-00-45-30	CR&R - 301 Backbone	0.00	0.00	100,000.00	0.00	0.00
502-000-348-00-45-40	CR&R - Sewer	0.00	0.00	1,838.00	5,790.00	5,790.00
502-000-348-00-45-41	CR&R - 401 Backbone	0.00	0.00	10,000.00	0.00	0.00
348	**Internal Service Fund Services**	**0.00**	**0.00**	**139,650.50**	**211,500.00**	**211,500.00**
	Charges for Services	**0.00**	**0.00**	**139,650.50**	**211,500.00**	**211,500.00**
	Miscellaneous Revenues					
361	**Interest & Other Earnings**					
502-000-361-11-00-00	CR&R Investment Earnings	0.00	0.00	0.00	0.00	0.00
361	**Interest & Other Earnings**	**0.00**	**0.00**	**0.00**	**0.00**	**0.00**
	Miscellaneous Revenues	**0.00**	**0.00**	**0.00**	**0.00**	**0.00**
	Other Financing Sources					
348	**Internal Service Fund Services**					
502-000-348-00-00-01	Transfer In - General	0.00	0.00	0.00	0.00	0.00
502-000-348-00-00-02	Transfer In - 001 Backbone	0.00	0.00	0.00	0.00	0.00
502-000-348-00-03-01	Transfer In - 301 Backbone	0.00	0.00	0.00	0.00	0.00
502-000-348-00-04-01	Transfer In - Sewer	0.00	0.00	0.00	0.00	0.00
502-000-348-00-04-11	Transfer In - 401 Backbone	0.00	0.00	0.00	0.00	0.00
348	**Internal Service Fund Services**	**0.00**	**0.00**	**0.00**	**0.00**	**0.00**
397	**Transfers In**					
502-000-397-00-01-00	XTransfer In - General	0.00	46,750.00	0.00	0.00	0.00
502-000-397-00-01-01	XTransfer In - 001 Backbone	0.00	20,000.00	0.00	0.00	0.00
502-000-397-00-02-00	XTransfer In - Streets	0.00	713.00	0.00	0.00	0.00
502-000-397-00-03-00	XTransfer In - Sewer	0.00	1,838.00	0.00	0.00	0.00
502-000-397-00-03-01	XTransfer In - 401 Backbone	0.00	10,000.00	0.00	0.00	0.00
502-000-397-00-04-00	XTransfer In - Storm	0.00	0.00	0.00	0.00	0.00
502-000-397-00-05-00	XTransfer In - EMS-Fire	0.00	7,350.00	0.00	0.00	0.00
502-000-397-00-06-00	XTransfer In - Cemetery	0.00	0.00	0.00	0.00	0.00
502-000-397-00-07-00	Transfer In - General Capital	0.00	0.00	0.00	0.00	0.00
502-000-397-00-07-01	Transfer In - 301 Backbone	0.00	100,000.00	0.00	0.00	0.00
502-000-397-00-08-00	Transfer In - Parks Capital	0.00	0.00	0.00	0.00	0.00
502-000-397-12-00-00	Transfer In - Court	0.00	0.00	0.00	0.00	0.00
502-000-397-15-00-00	Transfer In - Legal	0.00	0.00	0.00	0.00	0.00
502-000-397-18-00-00	Transfer In - HR	0.00	0.00	0.00	0.00	0.00
502-000-397-48-00-00	Transfer In - Public Works	0.00	0.00	0.00	0.00	0.00

Account Number	Description	2019 Year End Actuals	Original 2020 Adopted Budget	2020 Budget After Amendments	2021 Approved	2021 Adopted
502-000-397-58-00-00	Transfer In - Comm Dvlp	0.00	0.00	0.00	0.00	0.00
397	**Transfers In**	**0.00**	**186,651.00**	**0.00**	**0.00**	**0.00**
	Other Financing Sources	**0.00**	**186,651.00**	**0.00**	**0.00**	**0.00**
	Revenue Excluding Cash & Investments	**0.00**	**186,651.00**	**139,650.50**	**211,500.00**	**211,500.00**
502	**Computer Rental & Replacement**	**0.00**	**26,151.00**	**104,150.50**	**6,000.00**	**6,000.00**

General Ledger
2021 Adopted Budget

User: joes
Printed: 11/17/2020 2:24:38 PM
Period 01 - 15
Fiscal Year 2021

Account Number	Description	2019 Year End Actuals	Original 2020 Adopted Budget	2020 Budget After Amendments	2021 Approved	2021 Adopted
601	**Investments**					
	Expense Excluding Cash & Investments					
	Other Decreases					
588	**Prior Period Adjustment**					
601-999-588-10-00-00	Prior Period Adjustment	0.00	0.00	0.00	0.00	0.00
588	**Prior Period Adjustment**	**0.00**	**0.00**	**0.00**	**0.00**	**0.00**
	Other Decreases	**0.00**	**0.00**	**0.00**	**0.00**	**0.00**
	Expense Excluding Cash & Investments	**0.00**	**0.00**	**0.00**	**0.00**	**0.00**
601	**Investments**	**0.00**	**0.00**	**0.00**	**0.00**	**0.00**

User: joes
Printed: 11/17/2020 2:24:38 PM
Period 01 - 15
Fiscal Year 2021

Account Number	Description	2019 Year End Actuals	Original 2020 Adopted Budget	2020 Budget After Amendments	2021 Approved	2021 Adopted
630	**Agency Fund**					
	Expense Excluding Cash & Investments					
	Other Decreases					
588	**Prior Period Adjustment**					
630-000-588-10-00-00	Prior Period Adjustment	0.00	0.00	0.00	0.00	0.00
630-999-588-10-00-00	Prior Period Adjustment	0.00	0.00	0.00	0.00	0.00
588	**Prior Period Adjustment**	**0.00**	**0.00**	**0.00**	**0.00**	**0.00**
	Other Decreases	**0.00**	**0.00**	**0.00**	**0.00**	**0.00**
	Expense Excluding Cash & Investments	**0.00**	**0.00**	**0.00**	**0.00**	**0.00**
	Revenue Excluding Cash & Investments					
	Other Increases in Resources					
388	**Prior Period Adjustment**					
630-000-388-10-00-00		0.00	0.00	0.00	0.00	0.00
388	**Prior Period Adjustment**	**0.00**	**0.00**	**0.00**	**0.00**	**0.00**
	Other Increases in Resources	**0.00**	**0.00**	**0.00**	**0.00**	**0.00**
	Revenue Excluding Cash & Investments	**0.00**	**0.00**	**0.00**	**0.00**	**0.00**
630	**Agency Fund**	**0.00**	**0.00**	**0.00**	**0.00**	**0.00**

General Ledger
2021 Adopted Budget

User: joes
Printed: 11/17/2020 2:24:38 PM
Period 01 - 15
Fiscal Year 2021

Account Number	Description	2019 Year End Actuals	Original 2020 Adopted Budget	2020 Budget After Amendments	2021 Approved	2021 Adopted
701	**Cemetery Endowment Fund**					
	Revenue Excluding Cash & Investments					
	Charges for Services					
343	**Utilities**					
701-000-343-60-00-00	Lots Sold 15 Percent	1,424.25	2,000.00	2,000.00	0.00	0.00
343	**Utilities**	**1,424.25**	**2,000.00**	**2,000.00**	**0.00**	**0.00**
	Charges for Services	**1,424.25**	**2,000.00**	**2,000.00**	**0.00**	**0.00**
	Miscellaneous Revenues					
361	**Interest & Other Earnings**					
701-000-361-11-00-00	Investment Earnings	7,460.86	2,000.00	2,000.00	0.00	0.00
361	**Interest & Other Earnings**	**7,460.86**	**2,000.00**	**2,000.00**	**0.00**	**0.00**
	Miscellaneous Revenues	**7,460.86**	**2,000.00**	**2,000.00**	**0.00**	**0.00**
	Revenue Excluding Cash & Investments	**8,885.11**	**4,000.00**	**4,000.00**	**0.00**	**0.00**
701	**Cemetery Endowment Fund**	**8,885.11**	**4,000.00**	**4,000.00**	**0.00**	**0.00**

General Ledger
2021 Adopted Budget

User: joes
Printed: 11/17/2020 2:24:38 PM
Period 01 - 15
Fiscal Year 2021

Account Number	Description	2019 Year End Actuals	Original 2020 Adopted Budget	2020 Budget After Amendments	2021 Approved	2021 Adopted
Fund Balance Total		0.00	0.00	0.00	0.00	0.00
Revenue Total		30,090,834.17	30,769,114.00	30,162,504.50	35,807,702.40	35,397,881.40
Expense Total		29,837,023.30	33,129,149.54	31,779,344.19	36,486,516.50	36,622,295.50
Grand Total		253,810.87	-2,360,035.54	-1,616,839.69	-678,814.10	-1,224,414.10

ORDINANCE NO. _____

AN ORDINANCE ADOPTING THE YEAR 2021 BUDGET

Whereas, the City Council has held numerous public Budget Workshops during 2020; and

Whereas, the Council has discussed, debated, and refined the proposed 2021 city budget; and

Whereas, the Council has held the required public hearings on the proposed 2021 budget; and

Whereas, the City has included the detailed 2021 budget in the Council packets for the required public hearings; and

Whereas, the Council desires to adopt the 2021 budget for the City of Burlington; and

NOW THEREFORE, the City Council of the City of Burlington does hereby adopt the 2021 budget as follows:

Section I A summary of 2021 beginning balances, revenues, expenditures, and ending balances for all funds of the City.

Beginning Fund Balances

Fund No.	Fund Name	2021
001	General Fund	$2,676,238
101	Street	$651,561
102	Arterial Street	$50,000
105	Fiber Fund	$0
107	Park Endowment	$34,380
116	Cemetery	$9,718
119	Substance Abuse	$24,388
150	Fire/EMS	$0
197	Lodging Tax	$249,374
201	Debt Service	$219,687
300	General Reserve	$622,830
301	Capital Improvement	$2,119,138
311	Park Capital	$1,511,090
401	Sewer	$1,326,334
402	Sewer Reserve	$3,714,212
425	Storm	$1,835,300
426	Strom Reserve	$1,174,221
501	ER&R	$1,230,161
502	CR&R	$117,000
701	Cemetery Endowment	$369,866
	TOTAL	$17,935,498

Revenues

Fund No.	Fund Name	2021
001	General Fund	$16,410,529
101	Street	$327,610
102	Arterial Street	$4,082,200
105	Fiber Fund	$300,000
107	Park Endowment	$174
116	Cemetery	$82,496
119	Substance Abuse	$87
150	Fire/EMS	$5,314,914
197	Lodging Tax	$328,700
201	Debt Service	$315,850
300	General Reserve	$34,350
301	Capital Improvement	$383,700
311	Park Capital	$178,700
401	Sewer	$3,584,200
402	Sewer Reserve	$1,458,700
425	Storm	$1,302,350
426	Strom Reserve	$254,350
501	ER&R	$827,471
502	CR&R	$211,500
701	Cemetery Endowment	$0
	TOTAL	$35,397,881

Expenditures

Fund No.	Fund Name	2021
001	General Fund	$16,264,160
101	Street	$955,952
102	Arterial Street	$4,073,589
105	Fiber Fund	$300,000
107	Park Endowment	$3,050
116	Cemetery	$92,185
119	Substance Abuse	$2,850
150	Fire/EMS	$5,294,590
197	Lodging Tax	$433,557
201	Debt Service	$314,980
300	General Reserve	$275,000
301	Capital Improvement	$341,382
311	Park Capital	$690,589
401	Sewer	$3,813,445
402	Sewer Reserve	$1,475,000
425	Storm	$1,333,466
426	Strom Reserve	$150,000
501	ER&R	$603,000
502	CR&R	$205,500
701	Cemetery Endowment	$0
	TOTAL	$36,622,296

Ending Fund Balances

Fund No.	Fund Name	2021
001	General Fund	$2,822,607
101	Street	$23,219
102	Arterial Street	$58,611
105	Fiber Fund	$0
107	Park Endowment	$31,504
116	Cemetery	$29
119	Substance Abuse	$21,625
150	Fire/EMS	$20,324
197	Lodging Tax	$144,517
201	Debt Service	$220,557
300	General Reserve	$382,180
301	Capital Improvement	$2,161,456
311	Park Capital	$999,201
401	Sewer	$1,097,089
402	Sewer Reserve	$3,697,912
425	Storm	$1,804,185
426	Strom Reserve	$1,278,571
501	ER&R	$1,454,632
502	CR&R	$123,000
701	Cemetery Endowment	$369,866
	TOTAL	$16,711,084

Section II A summary of the BARS line item changes are attached to this ordinance and made a part thereof.

Section III This Ordinance shall take effect five (5) days following its publication as required by law.

Introduced and Passed and approved at a regular meeting of the City Council this 24th day of November, 2020.

The City of Burlington

Steve Sexton, Mayor

ATTEST:

Greg Young, Interim City Administrator

APPROVED AS TO FORM:

Leif Johnson, City Attorney

Return to Agenda

CITY OF Burlington
SKAGIT COUNTY, WASHINGTON INCORPORATED 1902

ITEM #: 3

CHECK ONE:

NEW BUS. **X**

OLD BUS. _____

AGENDA ITEM

Council Date: November 24, 2020

Subject: Ordinance Deferring the 2% Water Utility Tax for the Year 2021

Submitted By: Greg Young – City Administrator

Attachments: 2% Water Utility Tax Deferral Ordinance

Public Hearing Required: YES ( ) NO (**X**)

HISTORY AND SUMMARY

A previous City Council authorized a 2% water utility tax that would be collected by the PUD and remitted to the City. While this utility tax is authorized and contained in the City's municipal code, recent Councils have annually determined to defer its implementation. The attached ordinance would again defer the collection for the year 2021.

ALTERNATIVES CONSIDERED

Since this City Council previously discussed utility taxes in regards to our 2021 budget and understands the need to diversify the City's revenue streams, an alternative to this deferral ordinance is to take no action on its adoption which would mean that, commencing in January of 2021, the 2% utility tax would go into effect.

A 2% water utility tax would generate approximately $40,000 annually for the City and would cost the average homeowner about $10.00 per year.

So, an alternative is to let the 2% water utility tax go into effect as of January 1st.

CURRENT AND FUTURE BUDGET RAMIFICATIONS

As the Council is well aware, the 2021 budget, while balanced, is not absolutely sustainable and in 2021, the Council will need to review the new B&O and Utility Tax revenue to determine if further alternations to the City's finances are warranted.

LEGAL ASPECTS – LEGAL REVIEW

None identified

STAFF RECOMMENDATION

Staff has no recommendation regarding this utility tax.

SUGGESTED COUNCIL MOTION LANGUAGE

If you want the previously approved 2% water utility tax to take effect as of the New Year:

"I move to institute the 2% water utility tax a detailed in City Code effective January 1, 2021."

If you want to again defer this utility tax:

"I move to adopt the ordinance as written and authorize the Mayor to sign"

ORDINANCE NO. _____

AN ORDINANCE OF THE CITY OF BURLINGTON AMENDING CHAPTER 5.12.070 OF THE BURLINGTON MUNICIPAL CODE SUSPENDING THE 2% UTILITY TAX LEVY ON WATER SALES UNTIL DECEMBER 31, 2021.

WHEREAS, the Burlington Municipal Code currently allows the city to levy a 2% utility tax against persons engaged in or carrying on the business of selling or furnishing water for industrial, business, residential, or other use; and

WHEREAS, the state court of appeals has decided that a code city has the legal authority to impose its utility tax on the revenues of a public utility district's provision of water service to customers within the city limits; and

WHEREAS, the City of Burlington does not currently want to exercise its authority to levy a utility tax on water service within city limits;

NOW, THEREFORE, THE CITY COUNCIL OF THE CITY OF BURLINGTON DO ORDAIN AS FOLLOWS:

SECTION I. BMC Chapter 5.12.070 Utility Occupation Licenses - Fee Schedule, Subsection C is hereby amended to read as follows:

5.12.070(C):
C. This tax is suspended until December 31, 2021. Upon every person engaged in or carrying on the business of selling or furnishing water for industrial, business, residential, or other use, a fee or tax equal to two percent of the total gross income from such business in the city of Burlington.

SECTION II. If any section, subsection, sentence, clause, phrase or word of this ordinance should be held to be invalid or unconstitutional by a court of competent jurisdiction, such invalidity or unconstitutionality shall not affect the validity or constitutionality of any other section, subsection, sentence, clause, phrase or word of this ordinance.

SECTION III. This ordinance shall be in full force and effect five (5) days from and after its passage, approval and publication as required by law.

INTRODUCED AND PASSED by the City Council of Burlington and approved by the Mayor this 24th day of November 2020.

THE CITY OF BURLINGTON

_____
Steve Sexton, Mayor

ATTEST:

_____
Joe Stewart, Finance Director

APPROVED AS TO FORM:

_____
Leif Johnson, City Attorney

Return to Agenda

ITEM #: 4

CHECK ONE:

NEW BUS. X

OLD BUS. _____

AGENDA ITEM

Council Date: November 24, 2020 Subject: Year 2021 Property Tax Levy

Submitted By: Joe Stewart – Finance Director

Attachments: Ordinance Setting 2021 Property Tax Levy

Property Tax Levy Information

Public Hearing Required: YES ( ) NO (**X**)

HISTORY AND SUMMARY

Washington State law sets two limitations on city property taxes. There is a maximum *Levy Rate* ($3.375 per $1,000 in valuation) and an annual maximum *Levy Amount* increase (1% more dollars than the previous year). If a city does not take the annual 1%, it is "banked" (saved for potential use later). In the year 2020, Burlington's levy rate was $1.6574 per $1,000 in valuation, we levied a total of $2,761,330 in property taxes. Currently, the City has $260,195.89 in banked property tax authority.

The dollar value of the banked capacity varies between cities since the 1% represents 1% of what the City could have lawfully levied beginning with the 1985 levy – put another way, in Burlington, every 1% in property tax authority equals approximately $30,000 – in other cities the 1% amount would be different.

Annually every Council is asked to set their property tax levy for the following year. Cities can decide to not take their annual 1% (as Burlington has done), can take the 1% (as most cities do) or can take the 1% and any or all of their banked capacity (which some cities do periodically).

Another wrinkle to property taxes is that every year, new construction occurs which adds to the overall tax assessed valuation of the city. To fairly have new construction contribute to property taxes in the year that the construction occurred (but after the city has set their property tax levy), the County keeps track of new construction each year and in the following year, cities receive what the new construction would have paid if they had been on the tax rolls in the prior year.

So, annually Cities decide how much property taxes they want in the next year, possibly including their annual 1% increase and possibly using banked capacity. In addition to these

amounts, cities also receive the prior year's new construction levied at the prior year's tax levy rate.

At this meeting, the council needs to determine the increase in the levy amount from the prior year and its intention to use any banked capacity. Based on prior discussions at budget work-sessions the proposed ordinance does not increase the levy rate.

ALTERNATIVES CONSIDERED

The alternatives are to increase property tax and use banked capacity.

CURRENT AND FUTURE BUDGET RAMIFICATIONS

Either taking or not taking the annual 1% property tax amount has (sometimes) drastic consequences for not only the next year's budget but subsequent years as well. This is because taking the 1% increase in one year (assume $30,000) means that you do not get this money in future years as well. So, deciding to forego $30,000 in the year 2021 means that by the year 2031, you will be collecting $300,000 less (10 years of $30,000). Due to the continuous nature of the 1% property tax collection in future years means that most cities take their annual 1% because over time, this small increase compounds and allows property taxes to keep pace with increasing expenses.

LEGAL ASPECTS – LEGAL REVIEW

None identified

STAFF RECOMMENDATION

Staff recommends that the Council decide on what is best for the financial health of the City.

SUGGESTED COUNCIL MOTION LANGUAGE

"I move to approve the year 2021 Property Tax Ordinance with a zero % increase in from the previous year" and authorize the Mayor to sign the ordinance and pass on the property tax levy amount to the County for collection in the year 2021."

David M. Thomas
Assessor

Annette M. DeVoe
Chief Deputy Assessor

SKAGIT COUNTY
Office of the Assessor

Administration Building, Room 204
700 South Second Street
Mount Vernon, WA 98273
Phone: (360) 416-1780 Fax: (360) 416-1790
E-mail: assessor@co.skagit.wa.us

September 29, 2020

TO: Skagit County Taxing Districts

FROM: Annette DeVoe

RE: 2021 Property Tax Levy Information

Enclosed is the **preliminary** assessed value information for the taxes to be collected in 2021. The values used in the calculations include the 2019/2020 value used for the state utilities. The levy calculations use a 1% or IPD increase and assume all resolutions/ordinances have been submitted. These values will change.

Tax districts with a population of less than 10,000 will be allowed to levy 1% more than they collected in 2020 if they submit a Resolution/Ordinance stating the ***amount of the increase*** and the ***percentage of increase*** from the previous year by November 30th, 2019. The IPD is 0.602 so districts with a population greater than 10,000 will need to submit a second resolution of substantial need to collect the full 1%. Sample substantial need resolutions are available on the MRSC website if that is helpful. Additional amounts may be available if your district has banked capacity. If no Resolution/Ordinance is submitted with the timely Budget Request, you will only receive what you levied in 2020, plus any additional revenue from new construction, annexation and additional state assessed utility value. **If the request is not submitted by November 30, your district will only be allowed to levy the amount from the previous year's levy per RCW 84.52.070 (3).**

Enclosed with the preliminary information is a blank Ordinance/Resolution form, which you can use if you are requesting an increase. In addition, the Certification of Levies form is included. Per RCW 84.52.020 this form is to be submitted to the Skagit County Commissioner's by November 30th and a copy should also be forwarded to the Assessor's office. Budget Request forms are sent by the Skagit County Auditor and will arrive separately.

If you have any questions regarding the 2021 levy, or would like assistance in completing the forms, please do not hesitate to contact me at (360) 416-1778. You may reach me Monday thru Friday between 8:00 a.m. and 4:30 p.m. Please note I am on vacation October 2nd-9th.

Annette DeVoe
360.416.1778
adevoe@co.skagit.wa.us

PRELIMINARY ASSESSED VALUE FOR COMPUTATION OF PROPERTY LEVY FOR DISTRICTS WITH POPULATION LESS THAN 10,000 2020 LEVY FOR 2021 TAXES

TAXING DISTRICT: CITY OF BURLINGTON

Tax Base for Regular Levy	
1. Preliminary total district taxable value (excluding boats, timber assessed value and senior citizen exemptions from regular levy). Tax base for regular levy:	$1,739,356,735
2. 2019-2020 State Assessed Utility value:	$53,934,093
Preliminary Total Tax Base for Regular Levy	**$1,793,290,828**
Tax Base for Excess and Voted Bond Levies	
3. Less assessed value of the senior citizen/disability exempt property:	
4. Plus Timber Assessed Value (TAV):	$0
5. Tax Base for Excess and Voted Bond Levies (1+2-3+4):	**$1,793,290,828**

PRELIMINARY LEVY LIMIT CALCULATION 2020 LEVY FOR 2021 TAXES

A.	Highest regular tax which could have been lawfully levied beginning with the 1985 levy. Year: 2019-2020 $3,021,526 X 101% = **(Actual levy taken: $2,761,330 Banked $260,195.89)**	$3,051,741
B.	Current year's assessed value of new construction, improvements and wind turbines, solar, biomass and geothermal facilities in original district before the annexation occurred times last years levy rate. A.V. $17,294,600 X 1.6573975049 / $1,000 =	$28,664
C.	Current year's assessed value of state assessed property in original district if annexed, less last years value of state assessed property. The remainder to be multiplied by last year's regular levy rate. $_____ - $_____ = $ Current Yr. A.V. Previous Yr. A.V. Remainder $_____ X $ .000000000 /$1,000 = Remainder Last Years Levy Rate	
D.	Refund Levy (Amount levied that was not collected in previous tax years)	$ -
E.	Regular Property Tax Limit: A+B+C +D=	**$3,080,405**

PRELIMINARY LEVY RATE COMPUTATION

Regular Levy	
Type of Taxing District: Statutory **maximum** dollar rate for taxing district:	$3.6000
The dollar amount of the **certified levy** divided by the assessed value $3,080,405 / $1,793,290,828 = 1.71774 *	
For **Regular Rate,** enter the lesser of the statutory maximum dollar rate or the certified levy rate:	**$1.71774**

Not to exceed the Statutory Maximum rate shown above!

Department of Revenue Washington State

Levy Certification

Submit this document to the county legislative authority on or before November 30 of the year preceding the year in which the levy amounts are to be collected and forward a copy to the assessor.

In accordance with RCW 84.52.020, I, _____,
(Name)

_____, for _____, do hereby certify to
(Title) (District Name)

the _____ County legislative authority that the _____
(Name of County) (Commissioners, Council, Board, etc.)

of said district requests that the following levy amounts be collected in _____ as provided in the district's
(Year of Collection)

budget, which was adopted following a public hearing held on _____:
(Date of Public Hearing)

Regular Levy: _____
(State the **total** dollar amount to be levied)

Excess Levy: _____
(State the **total** dollar amount to be levied)

Refund Levy: _____
(State the **total** dollar amount to be levied)

Signature: _____ Date: _____

To ask about the availability of this publication in an alternate format for the visually impaired, please call (360) 705-6715. Teletype (TTY) users, please call (360) 705-6718. For tax assistance, call (360) 534-1400.

Department of Revenue Washington State

Ordinance / Resolution No. _____

RCW 84.55.120

WHEREAS, the _____ of _____ has met and considered
(Governing body of the taxing district) (Name of the taxing district)

its budget for the calendar year _____; and,

WHEREAS, the districts actual levy amount from the previous year was $ _____; and,
(Previous year's levy amount)

WHEREAS, the population of this district is ☐ more than or ☐ less than 10,000; and now, therefore,
(Check one)

BE IT RESOLVED by the governing body of the taxing district that an increase in the regular property tax levy is hereby authorized for the levy to be collected in the _____ tax year.
(Year of collection)

The dollar amount of the increase over the actual levy amount from the previous year shall be $ _____ which is a percentage increase of _____% from the previous year. This increase is exclusive of
(Percentage increase)

additional revenue resulting from new construction, improvements to property, newly constructed wind turbines, solar, biomass, and geothermal facilities, and any increase in the value of state assessed property, any annexations that have occurred and refunds made.

Adopted this _____ day of _____, _____.

_____ _____

_____ _____

_____ _____

If additional signatures are necessary, please attach additional page.

This form or its equivalent must be submitted to your county assessor prior to their calculation of the property tax levies. A certified budget/levy request, separate from this form is to be filed with the County Legislative Authority no later than November 30th. As required by RCW 84.52.020, that filing certifies the total amount to be levied by the regular property tax levy. The Department of Revenue provides the "Levy Certification" form (REV 64 0100) for this purpose. The form can be found at: http://dor.wa.gov/docs/forms/PropTx/Forms/LevyCertf.doc.

To ask about the availability of this publication in an alternate format, please call 1-800-647-7706. Teletype (TTY) users may use the Washington Relay Service by calling 711. For tax assistance, call (360) 534-1400.

ORDINANCE NO. _____

AN ORDINANCE OF THE CITY OF BURLINGTON FIXING THE AMOUNT OF PROPERTY TAXES TO BE LEVIED IN 2020 FOR COLLECTION IN 2021

WHEREAS, the City Council has properly given notice of the public hearing held at 7:00 p.m., Thursday, November 12, 2020 to consider the City of Burlington revenues for the 2021 calendar year, and of the public hearing held at 7:00 p.m., Thursday, November 12, 2020 to consider the City of Burlington property tax revenues for the 2021 calendar year, all pursuant to RCW 84.55.120; and

WHEREAS, the City Council after the hearings, and after duly considering all relevant evidence and testimony presented, has determined that City of Burlington does not require an increase in property tax revenue from the previous year as established below beyond or in excess of the additional revenue resulting from new construction, improvements to property, newly constructed wind turbines, solar, biomass, and geothermal facilities, and any increase in the value of state assessed property, any annexations that have occurred and refunds made.

NOW, THEREFORE, THE CITY COUNCIL OF THE CITY OF BURLINGTON DO ORDAIN AS FOLLOWS:

Section 1. That there shall be no increase in the regular property tax levy, in excess of the additional revenue resulting from new construction, improvements to property, newly constructed wind turbines, solar, biomass, and geothermal facilities, and any increase in the value of state assessed property, any annexations that have occurred and refunds made, is hereby authorized the 2021 levy in the amount of $0 which is a percentage increase of 0% from the previous year.

Section 2. The Finance Director is hereby authorized and directed to transmit to the County Assessor copies of this ordinance which levies collection for the year 2021.

Section 3. This ordinance shall be in full force and effect five (5) days from and after its passage, approval, and publication as required by law.

INTRODUCED AND PASSED and approved at a regular meeting of the City Council this 24th day of November, 2020.

THE CITY OF BURLINGTON

_____
Steve Sexton, Mayor

ATTEST:

_____
Joe Stewart, Finance Director

APPROVED AS TO FORM:

_____
Leif Johnson, City Attorney

Filed with the City Clerk:
Passed by the City Council:
Signed by the Mayor:
Published:

Return to Agenda

CITY OF Burlington
SKAGIT COUNTY, WASHINGTON INCORPORATED 1902

ITEM #: 5

CHECK ONE:

NEW BUS. **X**

OLD BUS. _____

AGENDA ITEM

Council Date: November 24, 2020 Subject: Year 2021 Capital Improvement Plan (CIP)

Submitted By: Greg Young – City Administrator

Attachments: Resolution Adopting 2021 CIP Public Hearing Required: YES ( ) NO (**X**)

HISTORY AND SUMMARY

Annually, as part of the budget formulation, the City develops a revised Capital Improvement Plan (CIP) in consultation with Department Heads. This document details the planned major projects for the City – both in the coming year and in the next five years. Staff has worked to develop the 2021 CIP which has been discussed with the Council.

ALTERNATIVES CONSIDERED

None realistically – the city has an obligation to look to the future for major improvement projects – not only to ensure that they are completed in a timely way but also to ensure adequate funding exists to complete the projects as planned.

CURRENT AND FUTURE BUDGET RAMIFICATIONS

This directly effects the 2021 budget as these projects will begin to be brought forward early in the year as planning, design, and bidding documents are prepared.

LEGAL ASPECTS – LEGAL REVIEW

None identified

STAFF RECOMMENDATION

Staff recommends that the Council approve the 2021 CIP

SUGGESTED COUNCIL MOTION LANGUAGE

"I move to approve the year 2021 Capital Improvement Plan"

RESOLUTION NO. _____

A RESOLUTION OF THE CITY OF BURLINGTON, WASHINGTON ADOPTING THE 2021 CAPITAL IMPROVEMENT PLAN

WHEREAS, as part of the annual budget process, the City Council reviews and revises the annual Capital Improvement Plan (CIP); and

WHEREAS, the preparation of a CIP represents the City's attempt to proactively plan for major projects in the next six (6) years; and

WHEREAS, the 2021 portion of the CIP details the specific projects that the City hopes to complete together with the funding sources for these projects; and

WHEREAS, the Council has reviewed the 2021 CIP and finds that the projects contained are in the best interests of the City to pursue;

NOW, THEREFORE, BE IT RESOLVED, that Burlington City Council does hereby adopt the 2021 CIP which accompanies this resolution.

INTRODUCED AND PASSED at a regular meeting of the City Council of the City of Burlington on this 24th day of November 2020.

THE CITY OF BURLINGTON

_____
Steve Sexton, Mayor

ATTEST:

_____
Joe Stewart, Finance Director

APPROVED AS TO FORM:

_____
Leif Johnson, City Attorney

Published: _____

City of Burlington
Capital Improvement Program
2021

CITY OF
Burlington
SKAGIT COUNTY WASHINGTON INCORPORATED 1901

Introduction

Summary

This document is intended identify the capital expenditures which the City believes will be necessary to maintain existing facilities and services, and to support growth and development over the next six years, and to identify the sources of revenue that will be used to pay for these facilities and services. Capital expenditures include investments in major infrastructure such as sewer lines, public buildings, fire-fighting equipment, and parks.

Planning Requirements

The City of Burlington is required by the Washington State Growth Management Act (GMA) to adopt, and periodically update, a comprehensive plan (RCW 36.70A.040). The GMA further requires that the City's comprehensive plan include a number of specific "elements", including a capital facilities element (RCW 36.70A.070(3)). The capital facilities element of the City's comprehensive plan covers a twenty-year period and includes a forecast of future capital facilities needs based on projected population and employment growth (RCW 36.70A.070(3)(b) & WAC 365-196-415(b)).

Importantly, the capital facilities element of the City's comprehensive plan must identify, at least conceptually, potential funding sources for any capital facilities needed to support population and employment growth for a twenty-year period. In addition, a detailed financing plan identifying specific costs and sources of revenue for the first six years of the plan must also be included. This six-year financing plan is often known as a Capital Improvement Program (CIP). The CIP is typically updated on an annual basis to adjust to changing budgetary conditions and to address the City's most pressing infrastructure priorities.

Relationship to Comprehensive Plan and Annual Budget

By state law, all comprehensive plans must be "internally consistent". For purposes of adopting, and updating, a CIP, this means that the same set of assumptions must be used throughout the plan. Because the need for capital facility improvements is directly related to population and employment growth, the City's capital improvement program must be based on the population and employment forecasts use in the Land Use Element of the Comprehensive plan. For example, the City may not use one set of population and employment assumptions when developing a list of transportation improvements necessary to support growth, and a different set of assumptions when forecasting increases in potential revenue sources. All of the City's activities, including the adoption of an annual capital budget must be consistent with the City's comprehensive plan and CIP (RCW 36.70A.120).

City of Burlington
Capital Improvement Funds
#300 #301 #311

Greg Young, City Administrator
October 27, 2020

Overview:
The City has primarily three (3) separate funds through which we account for "capital projects". A capital project is something we construct or purchase that has a longer life than the items we buy and use in our normal day-to-day operations (i.e. the operating budget). These types of capital projects can include road construction, major park improvements and bigger pieces of equipment (i.e. the capital budget).

In many ways, our operating budgets are the monies we need to continue to do our jobs every day while the capital budgets are for things that can improve the quality of life for our citizens (think good road, new parks, and improved facilities).

Why Separate Funds:
Our accounting standards dictate that if we want to complete a capital project, it is must be accounted for in a separate Fund. So, while we use one of the three 300-Funds for most city capital projects, both the Sewer and Storm Funds also have their own separate capital improvement Funds to track their expenditures. This includes the Sewer Capital Improvement Fund #402 and the Storm Capital Improvement Fund #426.

Why Three Different 300-Funds:
All cities have what is considered "restricted" and "non-restricted" monies. The difference is woven into the names. Restricted funds can only be expended for very specific things (think Park Impact payments or Sewer revenue) while Unrestricted funds can be spent on any city activity (think property tax and sales tax).

Fund #300 – This Fund's cash is *unrestricted* so it can be spent on any city capital projects (or anything the city does for that matter). This fund does not have an annual dedicated or consistent funding source – historically, the City has chosen to periodically deposit cash from the General Fund into Fund #300. As of the end of September 2020, we had $652,131 in the fund and available for use.

Previously we accounted for our Fiber improvements in this fund (this is being transferred to our new Fiber Fund #105 for 2021) and the other major annual expenditure is the purchase of new police patrol vehicles.

Fund #301 – This Fund's cash is *restricted* so it can only be expended for specific projects. Fund #301 has two major sources of revenue – we put 75% of our REET (Real Estate Excise Tax) into the Fund and 100% of our Fire Impact Fees. As of the end of September of 2020, we have $2,172,146 in the fund and available for use.

The biggest annual expenditures for Fund #301 is providing the local match for major Street Projects but other capital improvements (for Fire, Library, Facilities, IT, Police, and Streets) also come out of Fund #301.

Fund #311 - This Fund's cash is *restricted* so it can only be expended for specific projects. Fund #311 also has two major sources of revenue – we put 25% of our REET (Real Estate Excise Tax) into the Fund and 100% of our Park Impact Fees. As of the end of September of 2020, we have $1,712,126 in the fund and available for use.

The only annual expenditures for Fund #311 is for Park Improvement Projects. With the completion of our Parks, Recreation, and Open Space (PROS) Plan in 2020, we have begun to schedule annual park projects city-wide over the next few years.

A Note About REET Moneys – Whenever real estate (land and/or improvements) is sold in the City, there is a ¼ of 1% Real Estate Excise Tax levied on the sales price and collected at closing. By State law, REET moneys can only be spent on Capital Improvement projects that have been identified in various plans and included in the city budget.

With us having two restricted 300 funds (#301 and #311), we have chosen to divide the REET monies between these two Funds. From the previous sections, you can see that Fund #311 is for only Park capital projects, while Fund #301 is for all other capital improvement projects (except sewer and storm).

Both of our Enterprise Funds (Sewer and Storm) have their own separate dedicate funding for capital improvements (predominately sewer impact fees and storm impact fees). Annually, we transfer monies from the Sewer Fund #401 into the Sewer Capital Fund #402 and from the Storm Fund #425 into the Storm Capital Fund #426. As would be expected, capital improvements for sewer and storm are accounted for in these funds.

2021 Capital Project Summary

PROJECT NAME	EST. COST	FUND	2020 CARRYOVER
EMS Command Vehicle	$50,000	300	No
Fire/EMS Bathroom Expansion and Remodel Design	$30,000	301	Yes
Fire/EMS Laundry Facility Expansion	$30,000	301	No
EMS Defibrillator	$45,000	301	No
Police Station Flooring Replacement	$40,000	301	Yes
Police Patrol Vehicles	$180,000	300	No
City Building LED Lighting Upgrades	$10,000	301	Yes
Replacement and Upgrade to Traffic Cameras	$20,000	301	No
Door Access Controller Replacement & Upgrades	$30,000	301	No
City Hall Video System and Projector Replacement	$27,000	301	No
East-West Street Connector Construction	$100,000	301	No
Hopper – East of Interchange Design	$43,500	301	Yes
Parks & Cemetery Shop Addition	$250,000	311	Yes
New Park Entrance Signs	$20,000	311	Yes
Skagit River Irrigation Improvements	$200,000	311	Yes
Dog Park at Skagit River Park	$25,000	311	No
Rotary Park Playground	$150,000	311	Yes
Grafton Park Improvements	$78,000	311	Yes
Sewer Comprehensive Plan Update	$85,000	402	No
Sewer Infiltration and Inflow (I&I) Mitigation	$100,000	402	No
Annual Equipment Replacement	$250,000	402	Yes
Annual Sewer Line Replacement	$925,000	402	Yes
Pump Station #8 Generator Replacement	$135,000	402	No
Gages Slough Restoration	$50,000	426	Yes
City-Wide Drainage Projects	$50,000	426	Yes
Walnut Street Drainage Project - DESIGN	$100,000	426	Yes

City of Burlington
Capital Improvement Plan
Schedule of Improvements and Funding
2021 Budget

FUND 300

UNRESTRICTED FUNDS	2021	2022	2023	2024	2025	2026
Estimated 2021 Beginning Balance	$650,000					
Annual Revenues	$0	$0	$0	$0	$0	$0
Expenditure	($230,000)	$0	($180,000)	$0	$0	$0
Ending Balance	$420,000	$420,000	$240,000	$240,000	$240,000	$240,000

Capital Project Expenditures						
Fire						
New EMS Command Vehicle	($50,000)					
Police						
Additional Patrol Vehicles (3)	($180,000)		($180,000)			
TOTAL EXPENDITURES BY YEAR	($230,000)	$0	($180,000)	$0	$0	$0

City of Burlington
Capital Improvement Plan
Schedule of Improvements and Funding
2021 Budget

FIRE/EMS FACILITIES **LIBRARY IT** **POLICE STREETS**

FUND 301 (REET)

REAL ESTATE EXCISE TAX	2021	2022	2023	2024	2025	2026
Estimated 2021 Beginning Balance	$2,095,000					
Annual Revenues	$375,000	$400,000	$425,000	$450,000	$450,000	$475,000
Expenditure	($338,750)	($1,175,011)	($205,000)	($155,000)	($1,600,000)	$0
Ending Balance	$2,131,250	$1,356,239	$1,576,239	$1,871,239	$721,239	$1,196,239

Capital Project Expenditures						
Fire						
Station Bathroom Expansion & Remodel - DESIGN	($30,000)					
Station Laundry Facilities Expansion - CONSTRUCTION	($30,000)					
Station Bathroom Expansion & Remodel - CONSTRUCTION		($500,000)				
New Defibrillator Purchase - EMS Expansion	($45,000)					
Library						
Security Upgrades		($30,000)				
Police						
Police Department Flooring	($40,000)					
Evidence Building & Command Vehicle Storage		($150,000)				
Motorcycle Traffic Unit				($75,000)		
Facilities						
City Hall Backup Generator		($150,000)				
Solar Panels and LED Interior Lights					($150,000)	
LED Electrical Upgrades	($10,000)	($15,000)				
Streets						
Plow/Sander Covered Parking			($40,000)			
Information Technology						
Replace and Expand Traffic Cameras	($20,000)	($20,000)				
Door Access Controller Replacement	($30,000)	($30,000)	($30,000)	($30,000)		
Replace City Hall Video System and Projectors	($27,000)					
Transportation Improvements						
East - West Connector - CONSTRUCTION	($100,000)					
Hopper/Costco Signal - CONSTRUCTION						
Hopper - EAST of the Interchange - DESIGN						
Hopper - EAST of the Interchange - CONSTRUCTION					($400,000)	
Hopper - WEST Side of the Interchange - DESIGN			($135,000)			
Hopper - WEST Side of the Interchange - CONSTRUCTION					($1,000,000)	
SR20 & Skagit Street Signal - DESIGN	($6,750)					
SR20 & Skagit Street Signal - CONSTRUCTION		($236,250)				
Non-Motorized Trail Cascade Mall to Pease Road - CONSTRUCTION		($43,761)				
Railroad Overcrossing - DESIGN			$0			
Alder Street to Cascade Highway Road Widening - DESIGN				($50,000)		
Alder Street to Cascade Highway Road Widening - RIGHT OF WAY					($50,000)	
TOTAL EXPENDITURES BY YEAR	($338,750)	($1,175,011)	($205,000)	($155,000)	($1,600,000)	$0

Fire/EMS

Department Description

The Burlington Fire/EMS Department provides fire, emergency medical, and life safety services to the citizens, businesses, and visitors to the City of Burlington using both Basic Life Support (BLS) and Advanced Life Support (ALS) services including transportation to local hospitals. Under an interlocal agreement with Skagit County these services will be provided within the City of Burlington as well as the surrounding fire districts.

EMS Command Vehicle

Project No:	PS-1b-2021		**Completion Year:**		2021		
Location:	Fire Hall						
Description:	Use County EMS Seed Money for EMS Command Vehicle						
Funding:	**2021**	**2022**	**2023**	**2024**	**2025**	**2026**	**Total**
300 Fund	$50,000						$50,000
Total:	$50,000						$50,000

Station Bathroom Expansion and Remodel - DESIGN

Project No:	PS-1a-2021		**Completion Year:**		2021		
Location:	Fire Hall						
Description:	Expand bathroom/showers to accommodate expanded staffing and gender ratios						
Funding:	**2021**	**2022**	**2023**	**2024**	**2025**	**2026**	**Total**
301 REET	$30,000						$30,000
Total:	$30,000						$30,000

Station Laundry Facilities Expansion - CONSTRUCTION

Project No:	PS-2-2021		**Completion Year:**		2021		
Location:	Fire Hall						
Description:	Expand laundry & decontamination room to accommodate expanded staffing						
Funding:	**2021**	**2022**	**2023**	**2024**	**2025**	**2026**	**Total**
301 REET	$30,000						$30,000
Total:	$30,000						$30,000

Defibrillator Purchase

Project No:	PS-1b-2021		**Completion Year:**		2022		
Location:	Fire Hall						
Description:	With the expansion of our EMS capabilities, this new unit is needed						
Funding:	**2021**	**2022**	**2023**	**2024**	**2025**	**2026**	**Total**
301 REET	$45,000						$45,000
Total:	$45,000						$45,000

Station Bathroom Expansion and Remodel - CONSTRUCTION							
Project No:	PS-1b-2021		**Completion Year:**		2022		
Location:	Fire Hall						
Description:	Expand bathroom/showers to accommodate expanded staffing and gender ratios						
Funding:	**2021**	**2022**	**2023**	**2024**	**2025**	**2026**	**Total**
301 REET		$500,000					$500,000
Total:		$500,000					$500,000

Regional Training Facility							
Project No:	PS-7-2018		**Completion Year:**		2024		
Location:	Burlington area						
Description:	Partner with mutual and automatic aid Fire Departments on regional training tower						
Funding:	**2021**	**2022**	**2023**	**2024**	**2025**	**2026**	**Total**
150 Impact Fees				$100,000			$100,000
Grant				$400,000			$400,000
Total:				$500,000			$500,000

Library

Department Description

The Burlington Public Library is a 22,000 square foot center that inspires, empowers, and connects our community as a hub for the community, where all are welcome and learning thrives. The Library Board of Trustees is a five-person advisory board which supports the library director and staff consisting of four full-time librarians and a total staff of 12 FTE.

In 2019 the library had 157,658 patron visits and circulated 169,185 total items. Also in 2019, library staff offered 237 library enrichment programs with total attendance of 8,345.

Funding and Expenditure Summary

Funding for library capital projects can come from three sources. First is Real Estate Excise Taxes (REET), the second is grant awards, and the third is funding from the Library Foundation. The use of REET funds and grant funding is a possibility with the REET dollars potentially being the match for a grant award. The use of Library Foundation money is a decision vested with the Foundation.

Library Security							
Project No:	L-1-2018		**Completion Year:**		2022		
Location:	Burlington Public Library 820 E. Washington Ave						
Description:	Safety updates including cameras on exterior of building and lighting upgrades on exterior of building, staff door camera system.						
Funding:	**2021**	**2022**	**2023**	**2024**	**2025**	**2026**	**Total**
301 REET		$30,000					$30,000
Total:		$30,000					$30,000

Teen Area Improvements							
Project No.	L-3-2018		**Completion Year:**		2022		
Location:	Burlington Public Library 820 E. Washington Ave						
Description:	Teen Area Refresh						
Funding:	**2021**	**2022**	**2023**	**2024**	**2025**	**2026**	**Total**
Foundation		$4,000					$4,000
Total:		$4,000					$4,000

Police

Department Description

Burlington Police Department is engaged in cooperative policing, protection and service to the citizens, guests and visitors of Burlington.

Police Department Flooring							
Project No.	PD-1-2019		**Completion Year:**		2021		
Location:	Police Department						
Description:	The flooring at the department is in need of refurbishment with mold being discovered in certain areas and other issues being in need of attention						
Funding:	**2021**	**2022**	**2023**	**2024**	**2025**	**2026**	**Total**
301 REET	$40,000						$40,000
Total:	$40,000						$40,000

Patrol Vehicles							
Project No.	PD-4-2019		**Completion Year:**		2021		
Location:	Police Department						
Description:	Expand Patrol Fleet by Three Cars						
Funding:	**2021**	**2022**	**2023**	**2024**	**2025**	**2026**	**Total**
300 Fund	$180,000						$180,000
Total:	$180,000						$180,000

Evidence Building & Command Vehicle Storage							
Project No.	PD-2-2019		**Completion Year:**		2022		
Location:	Back Side of Police Building						
Description:	Pole Building for evidence and vehicle storage						
Funding:	**2021**	**2022**	**2023**	**2024**	**2025**	**2026**	**Total**
301 REET		$150,000					$150,000
Total:		$150,000					$150,000

Electric Motorcycle and Traffic Unit							
Project No.	PD-3-2019		**Completion Year:**		2023		
Location:	N/A - Equipment						
Description:	Establish an electric Motorcycle Unit for Festivals and Traffic Control						
Funding:	**2021**	**2022**	**2023**	**2024**	**2025**	**2026**	**Total**
301 REET		$30,000		$35,000			$65,000
Total:		$30,000		$35,000			$65,000

Facilities Maintenance

The Facilities Maintenance Department provides functional and clean facilities for Burlington's residents, the general public, and City employees. They maintain the appearance of facilities and grounds at a level of professionalism expected by the residents of the City. The cleanliness of building interiors is attended to by the custodian staff. The department also provides support for City events.

City Building LED Light Upgrades							
Project No.	PW-BG-13-2019		**Completion Year:**		2021 - 2022		
Location:	All City Buildings						
Description:	Each City Building will have a complete LED electrical upgrade.						
Funding:	**2021**	**2022**	**2023**	**2024**	**2025**	**2026**	**Total**
301 REET	$10,000	$15,000					$25,000
Total:	$10,000	$15,000					$25,000

Backup Generator for City Hall							
Project No.	PW-BG-11-2018		**Completion Year:**		2021		
Location:	City Hall						
Description:	Backup Generator to power emergency management functions during disasters						
Funding:	**2021**	**2022**	**2023**	**2024**	**2025**	**2026**	**Total**
301 REET		$150,000					$150,000
Total:		$150,000					$150,000

Streets

The Streets Department maintains approximately 45 miles of City paved roads which includes pothole repair, crack sealing, asphalt patching, road stripping, and raised pavement markings. The department also constructs and repairs concrete curbs and gutters in addition to repairing sidewalks and building new sidewalks where none exists. They repair damaged roadway signage and replace signage which has reached its useful life to keep the City's roadways safe. Streets are kept clear and passable by the Department during times of extreme weather which may litter the streets with tree debris or blanket them with snow. Vegetation control and landscaping in City right of way is performed by the Department to keep the City well-groomed and attractive.

Covered Storage - Plows							
Project No.	PW-SO-1-2020		**Completion Year:**		2023		
Location:	Street HQ						
Description:	Covered storage for snow plows and sanders (in house?)						
Funding:	**2021**	**2022**	**2023**	**2024**	**2025**	**2026**	**Total**
301 REET			$40,000				$40,000
Total:			$40,000				$40,000

Information Technology (IT)

The IT Department provides hardware, software, and services to every department in the City. The items listed here are outside of the regular hardware and software supporting desktops, and laptops.

Replace City Hall Video System and Projectors

Project No.	IT-BG-3-2021		**Completion Year:**		2021		
Location:	City Hall Meeting Rooms						
Description:	The existing video system including the projectors in various meeting rooms are original to the building and are not functional.						
Funding:	**2021**	**2022**	**2023**	**2024**	**2025**	**2026**	**Total**
301 REET	$27,000						$27,000
Total:	$27,000						$27,000

Replace and Expand Traffic Cameras

Project No.	IT-BG-1-2021		**Completion Year:**		2021 - 2022		
Location:	Burlington Blvd, Fairhaven, & Spruce						
Description:	Old existing (single lens) cameras need replacement with four lens models to cover intersections						
Funding:	**2021**	**2022**	**2023**	**2024**	**2025**	**2026**	**Total**
301 REET	$20,000	$20,000					$40,000
Total:	$20,000	$20,000					$40,000

Door Access Controller Replacement

Project No.	IT-BG-2-2021		**Completion Year:**		2021 - 2024		
Location:	Various Buildings						
Description:	The city's card access controllers are aging and cannot be replaced. These monies would serve to replace the controllers every year to ensure reliability.						
Funding:	**2021**	**2022**	**2023**	**2024**	**2025**	**2026**	**Total**
301 REET	$30,000	$30,000	$30,000	$30,000			$120,000
Total:	$30,000	$30,000	$30,000	$30,000			$120,000

Transportation

Public Works Engineering Department oversees planning and development of roadways and transportation features that will address future traffic growth within the City of Burlington. Projects are selected to align with both the six-year Transportation Improvement Program (TIP) as well as those transportation projects which form the basis for traffic impact fees.

East – West Connector - CONSTRUCTION							
Project No.	PW-T-8-2018		**Completion Year:**	2021			
Location:	Burlington Blvd/Costco Drive Intersection to Walnut Street directly east						
Description:	Right of way & construct new arterial to serve undeveloped properties east of Costco						
Funding:	**2021**	**2022**	**2023**	**2024**	**2025**	**2026**	**Total**
301 REET	$100,000						$100,000
Grant	$2,400,000						$2,400,000
Total:	$2,500,000						$2,500,000

George Hopper / Costco Drive Signal Safety Project - CONSTRUCTION							
Project No.	PW-T-6-2018		**Completion Year:**	2021			
Location:	George Hopper Road / Costco Drive Intersection						
Description:	Construction of safety improvements to signal and repave to Burlington Blvd						
Funding:	**2021**	**2022**	**2023**	**2024**	**2025**	**2026**	**Total**
301 REET							
Grants	$567,000						$567,000
Total:	$567,000						$567,000

Traffic Signal @ SR-20/Skagit Street – DESIGN							
Project No.	PW-T-9-2018		**Completion Year:**	2021			
Location:	State Route 20 @ Skagit Street						
Description:	Design Signal to Provide Safety and Capacity Improvements						
Funding:	**2021**	**2022**	**2023**	**2024**	**2025**	**2026**	**Total**
301 REET							
Grant	$43,250						$43,250
Total:	$43,250						$43,250

Traffic Signal @ SR-20/Skagit Street - CONSTRUCTION							
Project No.	PW-T-10-2018		**Completion Year:**	2022			
Location:	State Route 20 @ Skagit Street						
Description:	Construction of Signal to Provide Safety and Capacity Improvements						
Funding:	**2021**	**2022**	**2023**	**2024**	**2025**	**2026**	**Total**
301 REET		$236,250					$236,250
Grant		$1,513,750					$1,513,750
Total:		$1,750,000					$1,750,000

George Hopper Improvements – EAST Side of the Interchange – DESIGN							
Project No.	PW-T-2-2018		**Completion Year:**		2021		
Location:	George Hopper Road / Interstate 5 Interchange						
Description:	Design interchange expansion from Burlington Blvd to I-5 bridge						
Funding:	**2021**	**2022**	**2023**	**2024**	**2025**	**2026**	**Total**
301 REET	$43,500						$43,500
Grants	$86,500						$86,500
Total:	$130,000						$130,000

George Hopper Improvements – EAST Side of the Interchange - CONSTRUCTION							
Project No.	PW-T-3-2018		**Completion Year:**		2025		
Location:	George Hopper Road / Interstate 5 Interchange						
Description:	Construct interchange expansion from Burlington Blvd to I-5 bridge						
Funding:	**2021**	**2022**	**2023**	**2024**	**2025**	**2026**	**Total**
301 REET					$400,000		$400,000
Grants					$800,000		$800,000
Total:					$1,200,000		1,200,000

George Hopper Improvements – WEST Side of the Interchange - DESIGN							
Project No.	PW-T-11-2018		**Completion Year:**		2023		
Location:	George Hopper Road / Interstate 5 Interchange						
Description:	Design improvements across bridge and partial cloverleaf on west side						
Funding:	**2021**	**2022**	**2023**	**2024**	**2025**	**2026**	**Total**
301 REET			$135,000				$135,000
Grants			$765,000				$765,000
Total:			$900,000				$900,000

George Hopper Improvements – WEST Side of the Interchange - CONSTRUCTION							
Project No.	PW-T-12-2018		**Completion Year:**		2025		
Location:	George Hopper Road / Interstate 5 Interchange						
Description:	Construct improvements across bridge and partial cloverleaf on west side						
Funding:	**2021**	**2022**	**2023**	**2024**	**2025**	**2026**	**Total**
301 REET					$1,000,000		$1,000,000
Grants					$5,700,000		$5,700,000
Total:					$6,700,000		$6,700,000

Nonmotorized Trail – Construct from Cascade Mall to Pease Road							
Project No.	PW-T-13-2018		**Completion Year:**		2022		
Location:	Burlington Boulevard from Cascade Mall Drive to Pease Road						
Description:	Shared Use Path						
Funding:	**2021**	**2022**	**2023**	**2024**	**2025**	**2026**	**Total**
301 REET		$43,761					$43,761
Grants		$280,392					$280,392
Total:		$324,153					$324,153

Railroad Overcrossing – DESIGN							
Project No.		PW-T-16-2018		**Completion Year:**		2023	
Location:	Undetermined crossing of BNSF tracks						
Description:	Public Safety Project						
Funding:	**2021**	**2022**	**2023**	**2024**	**2025**	**2026**	**Total**
301 REET			$0				$0
Grants			$2,600,000				$2,600,000
Total:			$2,600,000				$2,600,000

Alder Street to Cascade Highway Road Widening - DESIGN							
Project No.	PW-T-1-2021		**Completion Year:**		2024		
Location:	Alder Street						
Description:	Widening of Road and Shoulder						
Funding:	**2021**	**2022**	**2023**	**2024**	**2025**	**2026**	**Total**
301 REET				$50,000			$50,000
Grants				$350,000			$350,000
Total:				$400,000			$400,000

Alder Street to Cascade Highway Road Widening – RIGHT OF WAY							
Project No.		PW-T-1-2021		**Completion Year:**		2023	
Location:	Alder Street						
Description:	Obtain Right of Way for Project						
Funding:	**2021**	**2022**	**2023**	**2024**	**2025**	**2026**	**Total**
301 REET					$50,000		$50,000
Grants					$350,000		$350,000
Total:					$400,000		$400,000

City of Burlington
Capital Improvement Plan
2021 Budget

Funding for
PARKS AND RECREATION

FUND 311 (REET & Park Impact Fees)	2021	2022	2023	2024	2025	2026
Estimated 2021 Beginning Balance	$1,585,000					
REET Annual Revenues	$125,000	$135,000	$145,000	$150,000	$155,000	$160,000
Park Impact Fees Annual Revenue	$90,000	$95,000	$100,000	$105,000	$110,000	$110,000
Expenditure	($665,000)	($400,000)	($190,000)	($540,000)	($120,000)	($490,000)
Ending Balance	$1,135,000	$965,000	$1,020,000	$735,000	$880,000	$660,000

Capital Project Expenditures						
Parks and Recreation						
Park and Cemetery Shop Addition - 311 REET	($150,000)					
Parks/Cemetery Shop Addition - 311 Impact Fees	($100,000)					
New Park Entrance Signs - 311 REET	($20,000)	($20,000)	($20,000)	($20,000)		
Renovation of Parks Building into Community Center - 311 REET		($50,000)		($50,000)		($50,000)
Renovation of Parks Building into Community Center - 311 Impact Fees		($100,000)		($200,000)		($200,000)
PROS Plan Projects						
Skagit River Park Irrigation - 311 REET	($200,000)	($100,000)	($100,000)	($100,000)		
Dog Park at Skagit River Park - 311 Impact Fees	($20,000)					
Skagit River Park Stadium - Design - 311 Impact Fees						($100,000)
Rotary Park Improvements - 311 Impact Fees	($100,000)					
Rotary Park Improvements - 311 REET	($50,000)					
Jason Boerner Park Improvements - 311 Impact Fees		($40,000)		($20,000)		($40,000)
Alpha Park Improvements - 311 REET			($20,000)			
Jack Doyle Memorial Park Improvements - 311 REET					($20,000)	
Maiben Park Improvements - 311 REET				($100,000)		($100,000)
Maiben Park Improvements - 311 Impact Fees		($80,000)		($50,000)		
Rotary Park Improvements - 311 Impact Fees			($50,000)		($100,000)	
Lions Park Improvements - 311 REET		($10,000)				
Grafton Park Improvements - 311 Impact Fees	($25,000)					
TOTAL EXPENDITURES BY YEAR	($665,000)	($400,000)	($190,000)	($540,000)	($120,000)	($490,000)

Timing of PROS Plan Projects	2021	2022	2023	2024	2025	2026
	Grafton	Maiben	Alpha	Maiben	Doyle	Maiben
	SRP Irrigation	SRP Irrigation	SRP Irrigation	SRP Irrigation	Rotary	SRP Stadium
	SRP Dog Park	Lions	Rotary	Boerner		Boerner
	Rotary	Boerner				

Parks and Recreation

Department Description

The Parks and Recreation Department is comprised of a recreation division, parks and cemetery division and administrative division.

Funding and Expenditure Summary

The Parks Reserve Fund receives funding through Park Impact Fees and Real Estate Excise Tax (REET Fund #311). Additional funding sources are State and county grants and community partners.

Parks and Cemetery Shop Addition

Project No.	PR-7-2018		**Completion Year:**		2021		
Location:	951-A South Section Street						
Description:	Expand current metal building to provide shower facility, locker room, restroom, and an additional bay to store and work on equipment.						
Funding:	**2021**	**2022**	**2023**	**2024**	**2025**	**2026**	**Total**
311 REET	$150,000						$150,000
311 Impact Fees	$100,000						$100,000
Total:	$250,000						$250,000

New Park Entrance Signs

Project No.	PR-15-2019		**Completion Year:**		2021 - 2024		
Location:	City Parks						
Description:	Develop park sign template/brand, purchase and install low maintenance recycled plastic park entrance signs for city parks.						
Funding:	**2021**	**2022**	**2023**	**2024**	**2025**	**2026**	**Total**
311 REET	$20,000	$20,000	$20,000	$20,000			$80,000
Total:	$20,000	$20,000	$20,000	$20,000			$80,000

Renovation of Parks Building Into Community Center

Project No.	PR-6-2018		**Completion Year:**		2022 - 2026		
Location:	900 East Fairhaven						
Description:	The current Parks and Recreation Building was constructed as a City Hall not a Community Center. The first phase of this project will provide for recreation classes or community rentals. In later phases additional community center space will be created.						
Funding:	**2021**	**2022**	**2023**	**2024**	**2025**	**2026**	**Total**
311 Impact Fees		$100,000		$200,000		$200,000	$500,000
311 REET		$50,000		$50,000		$50,000	$150,000
Grants				$250,000		$50,000	$300,000
Total:		$150,000		$500,000		$300,000	$950,000

PROS PLAN PROJECTS

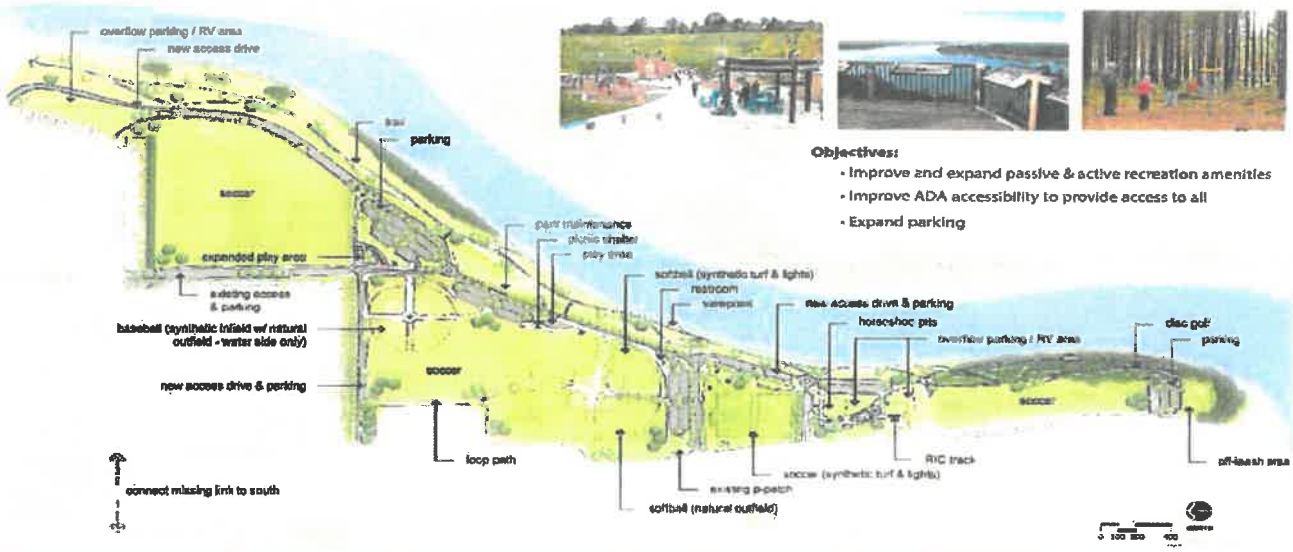

Skagit River Park Irrigation							
Project No.	PR-1-2018		**Completion Year:**		2021 - 2024		
Location:	1100 South Skagit Street						
Description:	Phased installation of sustainable permanent irrigation for the playfields						
Funding:	**2021**	**2022**	**2023**	**2024**	**2025**	**2026**	**Total**
311 REET	$200,000	$100,000	$100,000	$100,000			$500,000
Total:	$200,000	$100,000	$100,000	$100,000			$500,000

Dog Park at Skagit River Park							
Project No.	PR-16-2018		**Completion Year:**		2022		
Location:	Skagit River Park						
Description:	Create a dog park area in the Skagit River park at the south end of Whitmarsh playfields						
Funding:	**2021**	**2022**	**2023**	**2024**	**2025**	**2026**	**Total**
311 Impact Fees	$25,000						$25,000
Grants							
Total:	$25,000						$25,000

Skagit River Park Stadium Design							
Project No.	PR-3-2020		**Completion Year:**		2026		
Location:	Skagit River Park – Dike District Fields						
Description:	Design a stadium with synthetic surface, lights and bleachers and parking						
Funding:	**2021**	**2022**	**2023**	**2024**	**2025**	**2026**	**Total**
311 Impact Fees						$100,000	$100,000
L-Tax/Grants						$10,000	$10,000
Total:						$110,000	$110,000

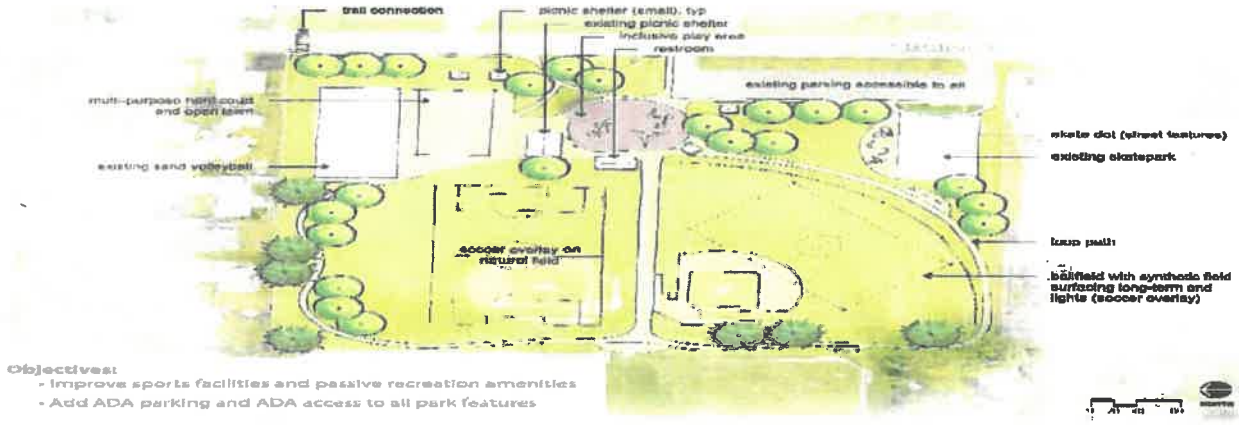

Rotary Park Playground							
Project No.	PR-12-2018		**Completion Year:**		2021		
Location:	821 South Section Street						
Description:	ADA accessible playground Identified as a top need in the PROS plan.						
Funding:	**2021**	**2022**	**2023**	**2024**	**2025**	**2026**	**Total**
311 Impact Fees	$100,000						$100,000
311 REET	$50,000						$50,000
Total:	$150,000						$150,000

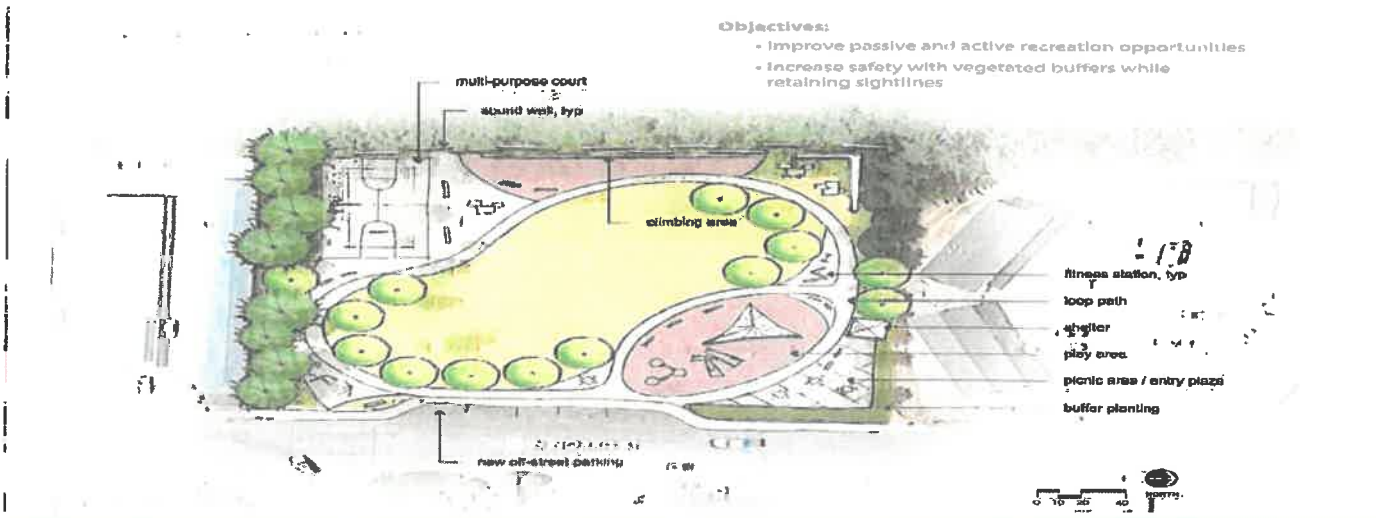

Jason Boerner Park Improvements							
Project No.	PR-1-2020		**Completion Year:**		2022 - 2026		
Location:	Jason Boerner Memorial Park						
Description:	Playground improvement and addition of fitness equipment						
Funding:	**2021**	**2022**	**2023**	**2024**	**2025**	**2026**	**Total**
311 Impact Fees		$40,000		$20,000		$40,000	$100,000
Grants		$40,000		$20,000		$40,000	$100,000
Total:		$80,000		$40,000		$80,000	$200,000

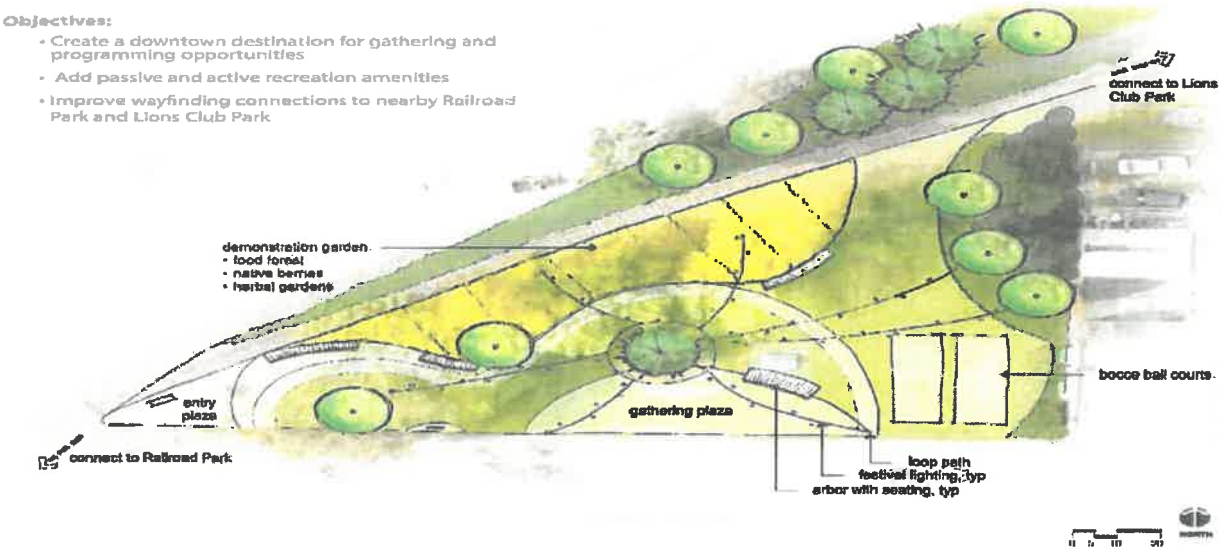

Alpha Park Improvements							
Project No.	PR-2-2020		**Completion Year:**		2023		
Location:	Alpha Park						
Description:	Park improvements, pathways, tables, benches, plants						
Funding:	**2021**	**2022**	**2023**	**2024**	**2025**	**2026**	**Total**
311 REET			$20,000				$20,000
Grant			$10,000				$10,000
Total:			$30,000				$30,000

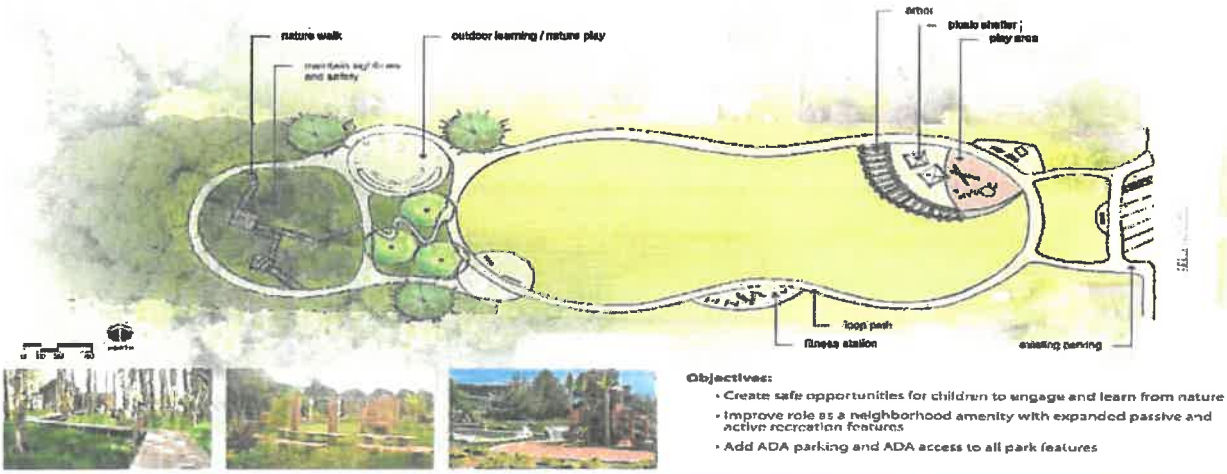

Jack and Helen Doyle Park Improvements							
Project No.	PR-4-2020		**Completion Year:**		2024		
Location:	Jack Doyle Memorial Park – Section Street						
Description:	Minor Park Improvements						
Funding:	**2021**	**2022**	**2023**	**2024**	**2025**	**2026**	**Total**
311 REET					$20,000		$20,000
Grants					$10,000		$10,000
Total:					$30,000		$30,000

Maiben Park Improvements

Project No.	PR-6-2019		**Completion Year:**		2022 – 2026		
Location:	Maiben Park						
Description:	Phased construction of new bathrooms, expanded spray park, renovated playground, expanded parking and pathway throughout park.						
Funding:	**2021**	**2022**	**2023**	**2024**	**2025**	**2026**	**Total**
311 REET				$100,000		$100,000	$100,000
311 Impact Fees		$80.000		$50,000			$130,000
Grants				$100,000		$10,000	$110,000
Total:		$80,000		$250,000		$110,000	$440,000

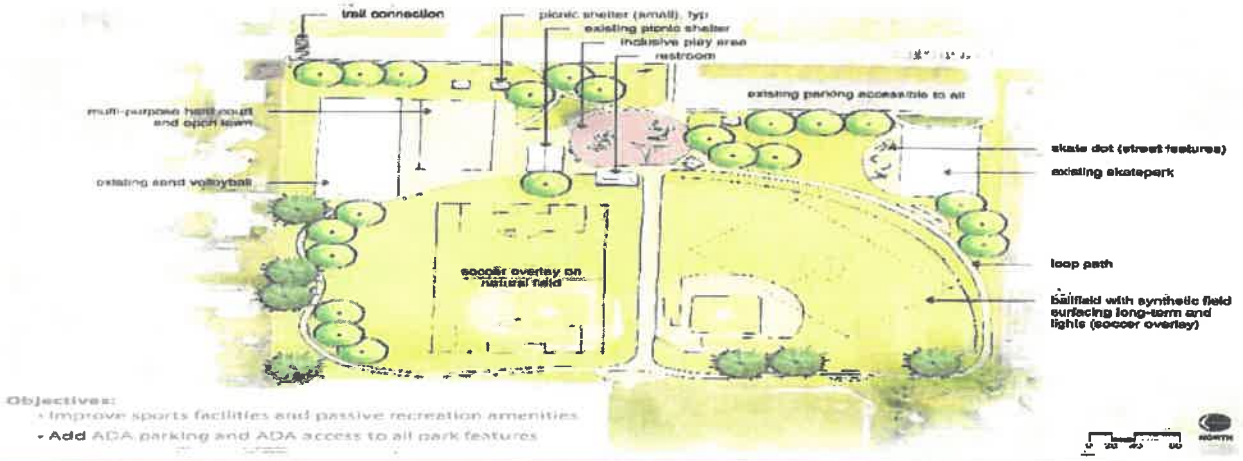

Rotary Park Improvements

Project No.	PR-7-2019		**Completion Year:**		2023 - 2025		
Location:	Rotary Park						
Description:	Construct ballfield, lights, restroom, and picnic shelter improvements.						
Funding:	**2021**	**2022**	**2023**	**2024**	**2025**	**2026**	**Total**
311 REET			$50,000		$100,000		$150,000
Grants					$100,000		$100,000
Total:			$50,000		$200,000		$250,000

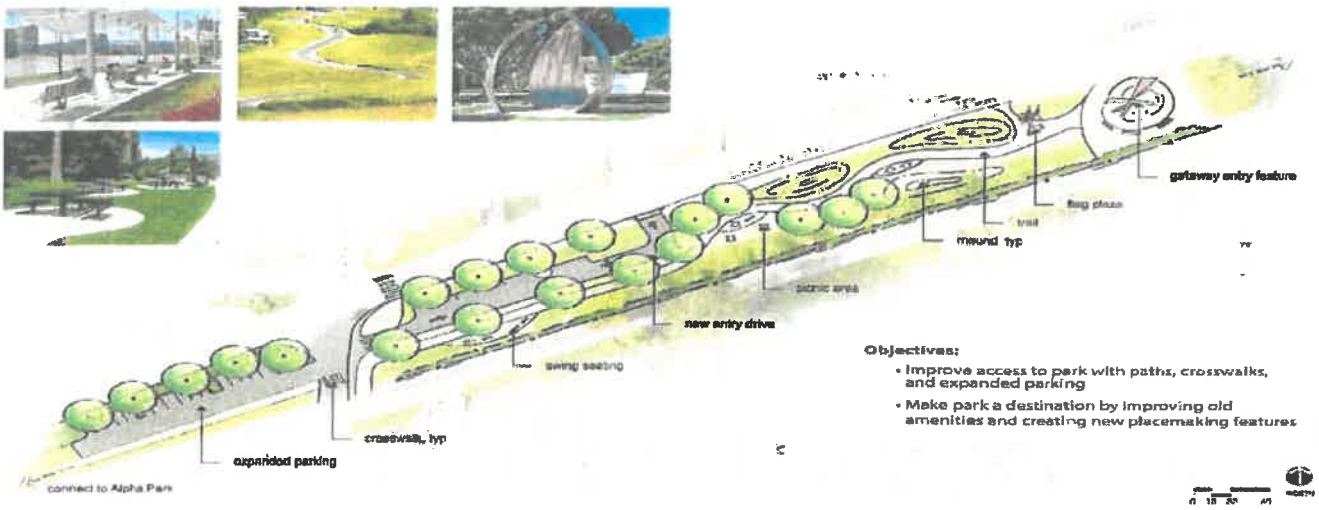

Lions Park Improvements							
Project No.	PR-8-2019		**Completion Year:**		2022		
Location:	Lions Park						
Description:	Minor Improvements to Park						
Funding:	**2021**	**2022**	**2023**	**2024**	**2025**	**2026**	**Total**
311 REET		$10,000					$10,000
Grants		$5,000					$5,000
Total:		$15,000					$15,000

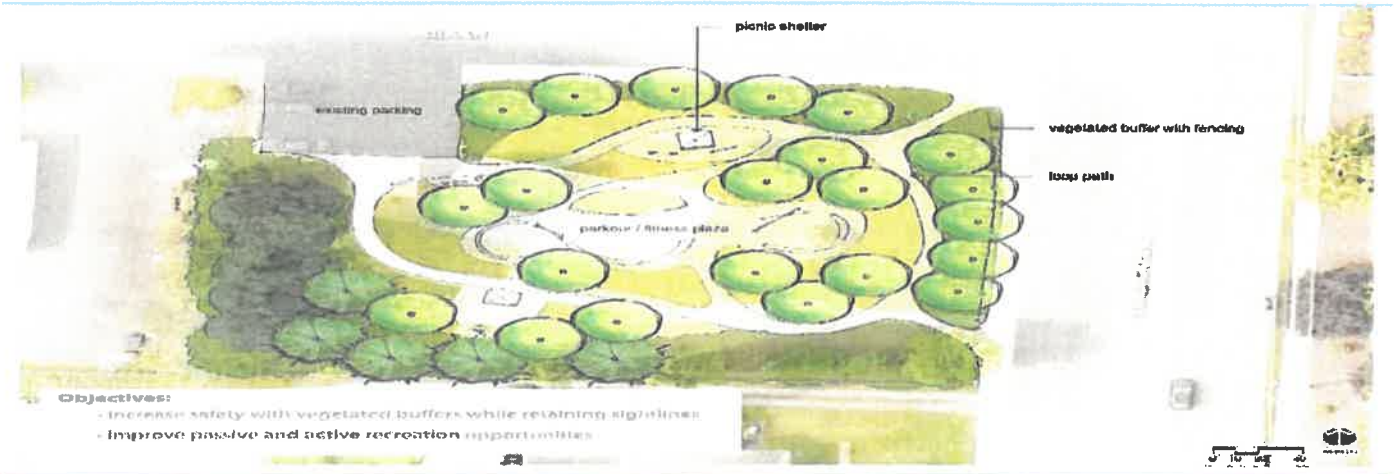

Grafton Park Improvements							
Project No.	PR-10-2019		**Completion Year:**		2021		
Location:	Grafton Park						
Description:	Provide new amenities to include a fitness component, benches, walking path, and picnic tables.						
Funding:	**2021**	**2022**	**2023**	**2024**	**2025**	**2026**	**Total**
Endowment	$28,000						$28,000
Grant	$25,000						$25,000
311 Impact Fees	$25,000						$25,000
Total:	$78,000						$78,000

City of Burlington
Capital Improvement Plan
2021 Budget

Funding for
WASTEWATER CAPITAL PROJECTS

Sewer Projects Funded out of Fund #402	2021	2022	2023	2024	2025	2026
Estimated 2021 Beginning Balance	$4,100,000					
Sewer Resreve Revenues	$1,200,000	$1,300,000	$1,400,000	$1,500,000	$1,600,000	$1,700,000
Expenditure	($1,495,000)	($1,445,000)	($2,800,000)	($800,000)	($700,000)	$0
Ending Balance	$3,805,000	$3,660,000	$2,260,000	$2,960,000	$3,860,000	$5,560,000
Capital Project Expenditures						
Pump Station Generators		($100,000)	($100,000)	($100,000)		
New Sewer Camera Truck		($225,000)				
Sewer Comprehensive Plan Update	($85,000)					
Primary Digester Design Report		($40,000)				
Koch Street Sewer Line Replacement		($300,000)				
Digester Boiler Replacement		($65,000)				
Pump Station #14 Pump Replacement		($65,000)				
Sharon Avenue Force Main Project			($1,200,000)			
Bio Solids Dryer Replacement			($800,000)			
Sewer Line I&I Mitigation	($100,000)	($125,000)	($150,000)	($150,000)	($150,000)	
Annual Equipment Replacement	($250,000)	($225,000)	($250,000)	($250,000)	($250,000)	
Sewer Line Replacement Program	($925,000)	($300,000)	($300,000)	($300,000)	($300,000)	
Pump Station #8 Generator Replacement	($135,000)					
TOTAL EXPENDITURES BY YEAR	($1,495,000)	($1,445,000)	($2,800,000)	($800,000)	($700,000)	$0

Sewer

The Sewer Department operates a plant that services the city proper of Burlington plus limited areas of Skagit County to the west and north of the City. Under its current discharge permit limitation, the plant has the capabilities of treating 3.79 million gallons of wastewater per day. The wastewater collection system includes approximately 58 miles of gravity sewer pipes varying in size from 4-inch diameter local connections to 27-inch diameter interceptors. Because of the flat terrain in the Burlington area, sewage must be pumped via force mains to the treatment plant. There are a total of 21 pump stations within the system.

Sewer Comprehensive Plan Update							
Project No.	PW-SS-14-2018		**Completion Year:**		2021		
Location:	Wastewater Treatment Plant						
Description:	Update to the 2011 sewer comprehensive plan						
Funding:	**2021**	**2022**	**2023**	**2024**	**2025**	**2026**	**Total**
Fund 402	$85,000						$85,000
Total:	$85,000						$85,000

Sewer Line Infiltration and Inflow (I&I) Mitigation							
Project No.	PW-SS-1-2018		**Completion Year:**		Various		
Location:	Various Locations within the City						
Description:	Replace old sewer lines (1% to 2% annually)						
Funding:	**2021**	**2022**	**2023**	**2024**	**2025**	**2026**	**Total**
Fund 402	$100,000	$125,000	$150,000	$150,000	$150,000		$775,000
Total:	$100,000	$125,000	$150,000	$150,000	$150,000		$775,000

Annual Equipment Replacement							
Project No.	PW-SS-2-2018		**Completion Year:**		Ongoing		
Location:	Wastewater Treatment Plant						
Description:	Replace various equipment as they reach end of service life						
Funding:	**2021**	**2022**	**2023**	**2024**	**2025**	**2026**	**Total**
Fund 402	$250,000	$225,000	$250,000	$250,000	$250,000		$1,250,000
Total:	$250,000	$225,000	$250,000	$250,000	$250,000		$1,250,000

Sewer Line Replacement Program							
Project No.	PW-SS-3-2018		**Completion Year:**		Ongoing		
Location:	Various locations within the City						
Description:	Replace old sewer lines (1% to 2% annually)						
Funding:	**2021**	**2022**	**2023**	**2024**	**2025**	**2026**	**Total**
Fund 402	$925,000	$300,000	$300,000	$300,000	$300,000		$2,125,000
Total:	$925,000	$300,000	$300,000	$300,000	$300,000		$2,125,000

Pump Station #8 Generator Replacement							
Project No.	PW-SS-10-2018		**Completion Year:**		2021		
Location:	17331 Peterson Road						
Description:	Replace 200 KW Generator						
Funding:	**2021**	**2022**	**2023**	**2024**	**2025**	**2026**	**Total**
Fund 402	$135,000						$135,000
Total:	$135,000						$135,000

New Sewer Camera Truck							
Project No.	PW-SS-8-2018		**Completion Year:**		2021		
Location:	Wastewater Treatment Plant						
Description:	Replace sewer camera equipment and truck						
Funding:	**2021**	**2022**	**2023**	**2024**	**2025**	**2026**	**Total**
Fund 402		$225,000					$225,000
Total:		$225,000					$225,000

Primary Digester Design Report							
Project No.	PW-SS-17-2018		**Completion Year:**		2022		
Location:	Wastewater Treatment Plant						
Description:	Design report to upgrade primary digester for future capacity						
Funding:	**2021**	**2022**	**2023**	**2024**	**2025**	**2026**	**Total**
Fund 402		$40,000					$40,000
Total:		$40,000					$40,000

Koch Street Sewer Line Replacement							
Project No.	PW-SS-12-2018		**Completion Year:**		2022		
Location:	Koch Street in east/west alley north of West Fairhaven						
Description:	Replace 6" sewer line in street and adjacent alley						
Funding:	**2021**	**2022**	**2023**	**2024**	**2025**	**2026**	**Total**
Fund 402		$300,000					$300,000
Total:		$300,000					$300,000

Digester Boiler Replacement							
Project No.	PW-SS-15-2018		**Completion Year:**		2022		
Location:	Wastewater Treatment Plant						
Description:	Replace 20+ year old digester boiler						
Funding:	**2021**	**2022**	**2023**	**2024**	**2025**	**2026**	**Total**
Fund 402		$65,000					$65,000
Total:		$65,000					$65,000

Pump Station Generators							
Project No.	PW-SS-13-2018		**Completion Year:**		2021		
Location:	Pump stations 1, 2, and 7						
Description:	Install emergency generators in pump stations 1, 2, 7 and 9						
Funding:	**2021**	**2022**	**2023**	**2024**	**2025**	**2026**	**Total**
Fund 402		$100,000	$100,000	$100,000			$300,000
Total:		$100,000	$100,000	$100,000			$300,000

Pump Station #14 Pump Replacement							
Project No.	PW-SS-16-2018		**Completion Year:**		2022		
Location:	1717 Walton Drive						
Description:	Replace two pumps at station #14						
Funding:	**2021**	**2022**	**2023**	**2024**	**2025**	**2026**	**Total**
Fund 402		$65,000					$65,000
Total:		$65,000					$65,000

Sharon Ave. Force Main Project							
Project No.	PW-SS-1-2019		**Completion Year:**		2023		
Location:	Sharon Ave. and Skagit St. to WWTP						
Description:	Repair and Upgrade for future capacity						
Funding:	**2021**	**2022**	**2023**	**2024**	**2025**	**2026**	**Total**
Fund 402			$1,200,000				$1,200,000
Total:			$1,200,000				$1,200,000

Bio Solids Dryer Replacement							
Project No.	PW-SS-7-2018		**Completion Year:**		2023		
Location:	Wastewater Treatment Plant						
Description:	Replace bio solids dryer machinery						
Funding:	**2021**	**2022**	**2023**	**2024**	**2025**	**2026**	**Total**
Fund 402			$800,000				$800,000
Total:			$800,000				$800,000

City of Burlington
Capital Improvement Plan
2021 Budget

Funding for
STORMWATER CAPITAL PROJECTS

Storm Projects Funded out of Fund #426	2021	2022	2023	2024	2025	2026
Estimated 2021 Beginning Balance	$1,200,000					
Sewer Resreve Revenues	$255,000	$260,000	$265,000	$270,000	$275,000	$280,000
Expenditure	($200,000)	($1,000,000)	($100,000)	($100,000)	($100,000)	($100,000)
Ending Balance	$1,255,000	$515,000	$680,000	$850,000	$1,025,000	$1,205,000

Capital Project Expenditures						
Walnut Street Drainage Improvements - DESIGN	($100,000)					
Walnut Street Drainage Improvements - CONSTRUCTION		($900,000)				
Gages Slough Restoration & Acquisition	($50,000)	($50,000)	($50,000)	($50,000)	($50,000)	($50,000)
City-Wide Drainage Improvements	($50,000)	($50,000)	($50,000)	($50,000)	($50,000)	($50,000)
TOTAL EXPENDITURES BY YEAR	($200,000)	($1,000,000)	($100,000)	($100,000)	($100,000)	($100,000)

Stormwater

The Stormwater Utility allows City staff to plan for and improve stormwater system functions which improve the city's water quality. Studies are used to determine the best type of water quality improvements to clean the stormwater entering Gages Slough and other tributaries. The Drainage Utility currently provides capital project funding and partial maintenance of the existing storm drain systems, including city-owned detention and conveyance facilities. The level of service for the installed system is to convey the 25-year storm event to receiving drainage basins without causing ponding or overflows into the system.

Gages Slough Restoration and Acquisition							
Project No.	PW-SW-2-2018		**Completion Year:**		Ongoing		
Location:	Citywide along Gages Slough						
Description:	Acquire and restore wetlands along Gages Slough						
Funding:	**2021**	**2022**	**2023**	**2024**	**2025**	**2026**	**Total**
Fund 426	$50,000	$50,000	$50,000	$50,000	$50,000	$50,000	$300,000
Total:	$50,000	$50,000	$50,000	$50,000	$50,000	$50,000	$300,000

City-Wide Drainage Improvements							
Project No.	PW-SW-4-2018		**Completion Year:**		Ongoing		
Location:	City Wide						
Description:	Mitigate drainage issues in the city as they arise						
Funding:	**2021**	**2022**	**2023**	**2024**	**2025**	**2026**	**Total**
Fund 426	$50,000	$50,000	$50,000	$50,000	$50,000	$50,000	$300,000
Total:	$50,000	$50,000	$50,000	$50,000	$50,000	$50,000	$300,000

Walnut Street Drainage Improvements - DESIGN							
Project No.	PW-SW-3-2018		**Completion Year:**		2021		
Location:	Pump station for vicinity of Walnut Street						
Description:	Design pump station to reduce flooding for region						
Funding:	**2021**	**2022**	**2023**	**2024**	**2025**	**2026**	**Total**
Fund 426	$100,000						$100,000
Total:	$100,000						$100,000

Walnut Street Drainage Improvements - CONSTRUCTION							
Project No.	PW-SW-3-2018		**Completion Year:**		2022		
Location:	Pump station for vicinity of Walnut Street						
Description:	Install pump station to reduce flooding for region						
Funding:	**2021**	**2022**	**2023**	**2024**	**2025**	**2026**	**Total**
Fund 426		$900,000					$900,000
Total:		$900,000					$900,000

Return to Agenda

ITEM #: 6

CHECK ONE:

NEW BUS. X

OLD BUS. _____

AGENDA ITEM

Council Date: November 24, 2020 Subject: 2020 Budget Amendment #3

Submitted By: Joe Stewart, Finance Director

Attachments: Ordinance Amending the 2020 Budget Public Hearing Required: YES ( ) NO (**X**)

HISTORY AND SUMMARY

City Council adopted the 2020 budget in December of 2019. On June 25th, the council approved 2020 budget amendment number one to update salary and revenue projections and 2020 budget amendment number two incorporating further COVID-19 expenditure reductions. At that time, it was understood that further amendments would be necessary as more information became available. The current budget amendment or budget amendment number three is needed to address the changes in the accounting treatment of indirect costs and further reduce revenue shortfalls related to COVID-19. In addition, the operating transfer to Fire/EMS is projected prior to the start of the year. That projection has also been updated and an increase is recommended.

ALTERNATIVES CONSIDERED

No budget amendment. Given the changes to the accounting treatment of indirect costs and the impact that has on the different funds, no budget amendment is unrealistic.

CURRENT AND FUTURE BUDGET RAMIFICATIONS

The budget ramifications are detailed in the ordinance. This amendment will more accurately reflect the projected revenues and expenses for the remainder of the current year.

LEGAL ASPECTS – LEGAL REVIEW

Questions regarding legal review may be directed to the City Attorney at the Council's discretion.

STAFF RECOMMENDATION

Recommend adoption of the Ordinance amending the 2020 budget.

SUGGESTED COUNCIL MOTION LANGUAGE

"I move to approve the Ordinance amending the 2020 budget as presented by staff."

City of Burlington
Year 2020

Beginning Fund Balances

Fund No.	Fund Name	2020 Revised	2020 Proposed	Difference
001	General Fund	$2,408,446	$2,491,367	$82,921
101	Street	$1,104,252	$1,128,083	$23,831
102	Arterial Street	$425,223	$425,223	$0
107	Park Endowment	$28,513	$28,513	$0
116	Cemetery	$25,991	$25,991	$0
119	Substance Abuse	$19,667	$19,667	$0
150	Fire/EMS	$12,489	$12,489	$0
197	Lodging Tax	$555,658	$555,658	$0
201	Debt Service	$217,208	$217,208	$0
300	General Reserve	$758,043	$758,043	$0
301	Capital Improvement	$1,742,015	$1,742,015	$0
311	Park Capital	$1,924,002	$1,924,002	$0
401	Sewer	$1,562,207	$1,515,943	($46,264)
402	Sewer Reserve	$3,223,474	$3,223,474	$0
425	Storm	$1,825,026	$1,785,781	($39,245)
426	Strom Reserve	$1,048,548	$1,048,548	$0
501	ER&R	$727,423	$712,423	($15,000)
502	CR&R	$0	$0	$0
701	Cemetery Endowment	$364,214	$364,214	$0
	TOTAL	$17,972,398	$17,978,643	$6,245

City of Burlington
Year 2020
Post-Close Numbers

Revenues

Fund No.	Fund Name	2020 Revised	2020 Proposed	Difference
001	General Fund	$15,447,439	$14,476,412	($971,027)
101	Street	$278,000	$278,000	$0
102	Arterial Street	$1,576,750	$1,576,750	$0
107	Park Endowment	$200	$200	$0
116	Cemetery	$66,100	$66,100	$0
119	Substance Abuse	$100	$100	$0
150	Fire/EMS	$4,190,140	$4,602,228	$412,088
197	Lodging Tax	$330,000	$330,000	$0
201	Debt Service	$324,610	$324,610	$0
300	General Reserve	$5,000	$5,000	$0
301	Capital Improvement	$735,000	$735,000	$0
311	Park Capital	$280,000	$280,000	$0
401	Sewer	$3,585,500	$3,585,500	$0
402	Sewer Reserve	$1,460,000	$1,460,000	$0
425	Storm	$1,303,000	$1,303,000	$0
426	Strom Reserve	$255,000	$255,000	$0
501	ER&R	$697,324	$697,324	$0
502	CR&R	$186,651	$186,651	$0
701	Cemetery Endowment	$4,000	$4,000	$0
	TOTAL	$30,724,814	$30,165,875	($558,939)

City of Burlington
Year 2020
Post-Close Numbers

Expenditures

Fund No.	Fund Name	2020 Revised	2020 Proposed	Difference
001	General Fund	$14,644,249	$14,288,222	($356,027)
101	Street	$818,401	$774,437	($43,964)
102	Arterial Street	$2,001,721	$2,001,721	$0
107	Park Endowment	$3,050	$3,050	$0
116	Cemetery	$92,057	$92,057	$0
119	Substance Abuse	$12,000	$12,000	$0
150	Fire/EMS	$4,236,246	$4,613,334	$377,088
197	Lodging Tax	$657,820	$657,820	$0
201	Debt Service	$323,609	$323,609	$0
300	General Reserve	$175,000	$175,000	$0
301	Capital Improvement	$631,500	$631,500	$0
311	Park Capital	$1,301,049	$1,301,049	$0
401	Sewer	$3,683,353	$3,709,765	$26,412
402	Sewer Reserve	$1,450,000	$1,450,000	$0
425	Storm	$1,342,098	$1,373,589	$31,491
426	Strom Reserve	$300,000	$300,000	$0
501	ER&R	$587,000	$587,000	$0
502	CR&R	$160,500	$35,500	($125,000)
701	Cemetery Endowment	$0	$0	$0
	TOTAL	$32,419,652	$32,329,653	($90,000)

City of Burlington
Year 2020
Post-Close Numbers

Ending Fund Balances

Fund No.	Fund Name	Revised	2020 Proposed	Difference
001	General Fund	$3,211,636	$2,679,557	($532,079)
101	Street	$563,851	$631,646	$67,795
102	Arterial Street	$252	$252	$0
107	Park Endowment	$25,663	$25,663	$0
116	Cemetery	$34	$34	$0
119	Substance Abuse	$7,767	$7,767	$0
150	Fire/EMS	($33,617)	$1,383	$35,000
197	Lodging Tax	$227,838	$227,838	$0
201	Debt Service	$218,209	$218,209	($0)
300	General Reserve	$588,043	$588,043	$0
301	Capital Improvement	$1,845,515	$1,845,515	$0
311	Park Capital	$902,953	$902,953	$0
401	Sewer	$1,464,354	$1,391,679	($72,675)
402	Sewer Reserve	$3,233,474	$3,233,474	$0
425	Storm	$1,785,928	$1,715,192	($70,736)
426	Strom Reserve	$1,003,548	$1,003,548	$0
501	ER&R	$837,747	$822,747	($15,000)
502	CR&R	$26,151	$151,151	$125,000
701	Cemetery Endowment	$368,214	$368,214	$0
	TOTAL	$16,277,560	$15,814,865	($462,695)

ORDINANCE NO. _____

AN ORDINANCE AMENDING THE 2020 BUDGET OF THE CITY OF BURLINGTON, WASHINGTON

Whereas, the City Council adopted the 2020 budget in December of 2019 through Ordinance No. 1883; and

Whereas, on June 25th, 2020 the Council reviewed and approved budget amendment number one revising the adopted budget with updated salary and revenue projections; and

Whereas, on June 25th, 2020 the Council also reviewed and approved budget amendment number two revising amendment number one to incorporate further COVID – 19 expenditure reductions; and

Whereas, the City Council desires to amend 2020 revenues and expenditures to accurately reflect changes in the accounting treatment of indirect costs; and

Whereas, the City Council desires to evaluate actual year-to-date revenues and expenses against previously budgeted revenues and expenses to ensure capacity and authority; and

NOW THEREFORE, the City Council of the City of Burlington does hereby adopt the following revisions to the 2020 budget.

Section I A summary of 2020 beginning balances, revenues, and expenditures for all funds of the City.

Beginning Fund Balances

Fund No.	Fund Name	2020 Revised	2020 Proposed	Difference
001	General Fund	$2,408,446	$2,491,367	$82,921
101	Street	$1,104,252	$1,128,083	$23,831
102	Arterial Street	$425,223	$425,223	$0
107	Park Endowment	$28,513	$28,513	$0
116	Cemetery	$25,991	$25,991	$0
119	Substance Abuse	$19,667	$19,667	$0
150	Fire/EMS	$12,489	$12,489	$0
197	Lodging Tax	$555,658	$555,658	$0
201	Debt Service	$217,208	$217,208	$0
300	General Reserve	$758,043	$758,043	$0

301	Capital Improvement	$1,742,015	$1,742,015	$0
311	Park Capital	$1,924,002	$1,924,002	$0
401	Sewer	$1,562,207	$1,515,943	($46,264)
402	Sewer Reserve	$3,223,474	$3,223,474	$0
425	Storm	$1,825,026	$1,785,781	($39,245)
426	Strom Reserve	$1,048,548	$1,048,548	$0
501	ER&R	$727,423	$712,423	($15,000)
502	CR&R	$0	$0	$0
701	Cemetery Endowment	$364,214	$364,214	$0
	TOTAL	$17,972,398	$17,978,643	$6,245

Revenues

Fund No.	Fund Name	2020 Revised	2020 Proposed	Difference
001	General Fund	$15,447,439	$14,476,412	($971,027)
101	Street	$278,000	$278,000	$0
102	Arterial Street	$1,576,750	$1,576,750	$0
107	Park Endowment	$200	$200	$0
116	Cemetery	$66,100	$66,100	$0
119	Substance Abuse	$100	$100	$0
150	Fire/EMS	$4,190,140	$4,602,228	$412,088
197	Lodging Tax	$330,000	$330,000	$0
201	Debt Service	$324,610	$324,610	$0
300	General Reserve	$5,000	$5,000	$0
301	Capital Improvement	$735,000	$735,000	$0
311	Park Capital	$280,000	$280,000	$0
401	Sewer	$3,585,500	$3,585,500	$0
402	Sewer Reserve	$1,460,000	$1,460,000	$0
425	Storm	$1,303,000	$1,303,000	$0
426	Strom Reserve	$255,000	$255,000	$0
501	ER&R	$697,324	$697,324	$0
502	CR&R	$186,651	$186,651	$0
701	Cemetery Endowment	$4,000	$4,000	$0
	TOTAL	$30,724,814	$30,165,875	($558,939)

Expenditures

Fund No.	Fund Name	2020 Revised	2020 Proposed	Difference
001	General Fund	$14,644,249	$14,288,222	($356,027)
101	Street	$818,401	$774,437	($43,964)
102	Arterial Street	$2,001,721	$2,001,721	$0
107	Park Endowment	$3,050	$3,050	$0
116	Cemetery	$92,057	$92,057	$0
119	Substance Abuse	$12,000	$12,000	$0
150	Fire/EMS	$4,236,246	$4,613,334	$377,088
197	Lodging Tax	$657,820	$657,820	$0
201	Debt Service	$323,609	$323,609	$0
300	General Reserve	$175,000	$175,000	$0
301	Capital Improvement	$631,500	$631,500	$0
311	Park Capital	$1,301,049	$1,301,049	$0
401	Sewer	$3,683,353	$3,709,765	$26,412
402	Sewer Reserve	$1,450,000	$1,450,000	$0
425	Storm	$1,342,098	$1,373,589	$31,491
426	Strom Reserve	$300,000	$300,000	$0
501	ER&R	$587,000	$587,000	$0
502	CR&R	$160,500	$35,500	($125,000)
701	Cemetery Endowment	$0	$0	$0
	TOTAL	$32,419,652	$32,329,653	($90,000)

Ending Fund Balances

Fund No.	Fund Name	Revised	2020 Proposed	Difference
001	General Fund	$3,211,636	$2,679,557	($532,079)
101	Street	$563,851	$631,646	$67,795
102	Arterial Street	$252	$252	$0
107	Park Endowment	$25,663	$25,663	$0
116	Cemetery	$34	$34	$0
119	Substance Abuse	$7,767	$7,767	$0
150	Fire/EMS	($33,617)	$1,383	$35,000
197	Lodging Tax	$227,838	$227,838	$0
201	Debt Service	$218,209	$218,209	($0)
300	General Reserve	$588,043	$588,043	$0
301	Capital Improvement	$1,845,515	$1,845,515	$0

311	Park Capital	$902,953	$902,953	$0
401	Sewer	$1,464,354	$1,391,679	($72,675)
402	Sewer Reserve	$3,233,474	$3,233,474	$0
425	Storm	$1,785,928	$1,715,192	($70,736)
426	Strom Reserve	$1,003,548	$1,003,548	$0
501	ER&R	$837,747	$822,747	($15,000)
502	CR&R	$26,151	$151,151	$125,000
701	Cemetery Endowment	$368,214	$368,214	$0
	TOTAL	$16,277,560	$15,814,865	($462,695)

Section II A summary of the BARS line item changes are attached to this ordinance and made a part thereof.

Section III This Ordinance shall take effect five (5) days following its publication as required by law.

Introduced and Passed and approved at a regular meeting of the City Council this 24th day of November, 2020.

The City of Burlington

_____

Steve Sexton, Mayor

ATTEST:

_____

Greg Young, Interim City Administrator

APPROVED AS TO FORM:

_____

Leif Johnson, City Attorney

Return to Agenda

ITEM #: 7

CHECK ONE:

NEW BUS. x

OLD BUS. _____

AGENDA ITEM

Council Date: November 24, 2020

Submitted By: Joe Stewart

Subject: Ordinance amending BMC Section 2.52.020 – Required Officials' Bonds

Attachments: Proposed Ordinance No. __

Public Hearing Required: YES ( ) NO (**x**)

HISTORY AND SUMMARY

RCW 42.24.180, require performance bonds for the auditing officer and the officer designated to sign checks or warrants in an amount less than $50,000. In addition, RCW 35A.12.080 for code cities such as Burlington, the clerk, treasurer, chief of police and any such other officers or employees may be designated by ordinance to furnish annually an official bond conditioned on the honest and faithful performance of their official duties. BMC Section 2.52.020 currently requires a bond in the amount of $100,000 specifically for the clerk-treasurer, but is not specific in defining which other employees, if any, require a bond.

ALTERNATIVES CONSIDERED

No adjustment to current language

CURRENT AND FUTURE BUDGET RAMIFICATIONS

Bonding of designated officials or employees protects the city from loss in the performance of their official duties.

LEGAL ASPECTS – LEGAL REVIEW

None identified

STAFF RECOMMENDATION

Recommend Adoption of Amendment clarifying bonding requirements.

SUGGESTED COUNCIL MOTION LANGUAGE

"I move to approve BMC 2.52.020 as amended."

ORDINANCE _____

AN ORDINANCE OF THE CITY OF BURLINGTON AMENDING SECTION 2.52.020 OF THE CITY OF BURLINGTON MUNICIPAL CODE, TO REVISE REQUIRED OFFICIALS' BONDS.

WHEREAS, pursuant to RCW 42.24.180, the auditing officer and the officer designated to sign checks or warrants must have a performance bond in an amount not less than $50,000.00; and

WHEREAS, pursuant to RCW 35A.12.080, for code cities such as Burlington, the clerk, treasurer, if any, chief of police and any such other officers or employees as may be designated by ordinance or by charter shall be required to furnish annually an official bond conditioned on the honest and faithful performance of their official duties; and

WHEREAS, pursuant to RCW 35A.12.080, the bond shall be approved by the chief administrative officer of the City, and the premiums on such bonds shall be paid by the City; and

WHEREAS, the Burlington Municipal Code section 2.52.020 currently requires a bond in the amount of $100,000.00 specifically for the clerk-treasurer, but is not specific in defining which other employees, if any, require a bond; and

WHEREAS, the City Council finds it is in the best interests of the City of Burlington to update Burlington Municipal Code 2.52.020 to better align with RCW 35A.12.080;

NOW THEREFORE, THE CITY COUNCIL OF BURLINGTON, DO ORDAIN AS FOLLOWS:

BMC Section 2.52.020 is hereby amended to read as follows:

A. The clerk-treasurer, *chief of police and any other employee, elected official or appointed official that is authorized to sign checks or warrants* shall, before entering upon the duties of office, execute and file with the clerk an official bond conditioned for the faithful performance of *their* ~~his/her~~ duties. *The city administrator shall approve of any such bonds.* ~~In addition, there shall be a blanket bond covering the other employees.~~ The amount of *each* ~~the~~ bond~~s~~ shall be *$100,000.00.* ~~as listed below:~~

~~1. Clerk-treasurer, $100,000;~~

~~2. Blanket bond, $100,000.~~

Effective date. This ordinance shall be in full force and effect five (5) days after its passage, approval, and publication as provided by law.

INTRODUCED AND PASSED and approved at a regular meeting of the City Council this _____ day of _____, 2020.

CITY OF BURLINGTON

_____
Steve Sexton, Mayor

ATTEST:

_____
Joe Stewart, Finance Director

APPROVED AS TO FORM:

_____
Leif Johnson, City Attorney

Filed with the City Clerk:
Passed by the City Council:
Signed by the Mayor:
Published:
Effective Date:

Return to Agenda

ITEM #: 8

CHECK ONE:

NEW BUS. X

OLD BUS. _____

AGENDA ITEM

Council Date: November 24, 2020

Submitted By: Dan Laine

Subject: Paramedic Internship Agreement with National Medical Education & Training Center

Attachments: NMETC Paramedic Internship Contract

Public Hearing Required: YES ( ) NO (**X**)

HISTORY AND SUMMARY

Paramedic Internship training requires that interns are provided a set number of clinical hours as well as internship time with a licensed ALS agency. The hour requirements for internship may vary amongst various Paramedic Programs, and currently National Medical Education & Training Center (NMETC) requires 300 hours of field internship. As part of the clinical internship, Paramedic Interns will be provided opportunities at the licensed ALS agency to provide hands on patient care experience and training under the supervision of a Certified Paramedic. Historically, Central Skagit Medic One was an internship site for paramedic students from several different programs, including NMETC (some of those interns are now paramedics within the Skagit County EMS system). Currently one of our Part Time Firefighter/ EMT's is completing his clinical time and has expressed interest in Burlington Fire Department as his internship site. As a verified ALS trauma and ambulance service provider, the City of Burlington has an opportunity to help one of our own local providers with attaining the goal of a higher level of skill and patient care. This also serves as a benefit to our agency and community, as this internship allows for familiarity with paramedic interns and their skills and potential recruitment for future providers with our organization.

ALTERNATIVES CONSIDERED

The City of Burlington Fire Department has the opportunity to be an internship site for our current Part Time Firefighter/ EMT and use this tool as potential recruitment. This will also provide Burlington Fire Department familiarity with the patient care and skills of the future paramedic candidate in the event they are part of our hiring process.

As an alternative, the City of Burlington could simply reject the Paramedic Internship Agreement and this would prevent our current Part Time Firefighter/ EMT from utilizing our licensed ALS agency as their internship site.

CURRENT AND FUTURE BUDGET RAMIFICATIONS

This Paramedic Internship Agreement has a built in honorarium fee that will be paid to the City of Burlington, at $1.50 per hour, for up to 300 hours (for actual hours that student interns at Burlington Fire Department). Interns would be assigned to specific Paramedics, on a set shift, that are already on duty and participating in calls for service, and this would be part of their daily responsibilities.

LEGAL ASPECTS – LEGAL REVIEW

Legal has been involved in various revisions and has reviewed the final Paramedic Internship Agreement, and agrees that it meets the needs of the City of Burlington. Potential legal risk have been addressed within the agreement.

STAFF RECOMMENDATION

This Paramedic Internship Agreement between the City of Burlington and National Medical Education & Training Center can bring benefits to all parties involved. Every Paramedic with the Burlington Fire Department began their service through a similar training process, either here in Skagit County or elsewhere, which contributed to them being successful and competent care providers. This is an opportunity for Paramedic students to learn in a high volume ALS and BLS EMS system, provides opportunities for our agency to be a role model of high quality patient care for potential future ALS providers, and potential recruitment for prospective future Burlington Paramedic/ Firefighters. The Burlington Fire Department would like to recommend that we move to approve a motion to accept this Paramedic Internship Agreement and have the mayor sign this agreement.

SUGGESTED COUNCIL MOTION LANGUAGE

I move to approve the mayor to sign the Paramedic Internship Agreement between the City of Burlington and National Medical Education & Training Center.

Field Practicum Agreement

THIS AGREEMENT, made and entered into, between National Medical Education & Training Center, Inc., hereinafter referred to as "NMETC," and Burlington Fire Department hereinafter referred to as "the SERVICE,"

SERVICE:

Burlington Fire Department
350 E Sharon Avenue
Burlington, WA 98233

WITNESSETH THAT:

WHEREAS, NMETC and the Service are mutually desirous of promoting and providing for the training of Emergency Medical Technician, Advanced Emergency Medical Technicians and Paramedics

WHEREAS, NMETC, conducts Basic, Advanced Emergency Medical Technician and Paramedic Training Programs approved by the Massachusetts Department of Public Health.

WHEREAS, the Service is a duly licensed ambulance service at the basic and paramedic level, for advanced life support;

NOW THEREFORE, both Parties do mutually agree that:

A. The initial term of this Agreement shall be for one~~two~~ (1~~2~~) year, commencing on ~~February 21, 2020~~December 1, 2020. Thereafter, this Agreement shall be ~~automatically~~ reviewed for potential renewal~~ed~~ for period~~s~~ of one (1) year ~~each~~ unless otherwise terminated as provided herein. Notwithstanding a termination, those Students of the School currently in a Program at the service may complete the Program, subject to the terms of this Agreement including, but not limited to, the School's continued provision of insurance.
B. ~~Either party may terminate this Agreement upon thirty (30) days written notice to the other party.~~ It is preferred that either party may terminate this Agreement upon thirty (30) days written notice to the other party, however, this is an at will Agreement and may be terminated immediately.
C. Upon breach by either party of its obligations under this Agreement the non-breaching party may terminate the Agreement if the breach remains uncured for more than fifteen (15) days after a party receives notice of the breach.

1) The Service shall:

a. Accept students assigned by NMETC for the purpose of providing field internship as described by applicable guidelines and requirements of the Massachusetts Department of Public Health;
b. Ensure that all paramedic and or Advanced EMT students be assigned to practice under the direction of a paramedic who has been certified as an Paramedic for no less than two years;
c. Provide opportunities for said students to meet minimum skill requirements established by NMETC based on the Commission on Accreditation Allied Health Education Programs (CAAHEP) standards within the available patient volume;
d. Ensure that all documentation of internship practice as required by NMETC is completed in a timely fashion;
e. Provide orientation to interns regarding the Service's policies, procedures, and applicable pre-hospital treatment protocols;
f. Retain the right to refuse continuation of an internship to any student who demonstrates a lack of professionalism, competency, or sound judgment.
~~f.~~g. Retain the right to refuse continuation of an internship to any student due to operational or other restrictions deemed necessary by the Service.

2. NMETC shall

a. Schedule student for internship under terms determined by the Service;

b. Provide evidence of satisfactory completion of all clinical and didactic requirements by assigned student to the Service;

c. Provide evidence of NMETC Student Umbrella liability insurance in the amount of $2,000,000/$5,000,000;

d. Provide a field internship coordinator to serve as liaison with the Service;

e. Provide all necessary forms and other documentation required for completion of the field internship;

f. Ensure that any employees of the Service, who are students who have satisfactorily completed the clinical and didactic portions of the course, are assigned to internship with the Service;

g. Provide evidence of insurance covering NMETC against any and all claims and actions against it arising as a result of the actions or omissions of an intern who is not an employee of the Service;

h. Indemnify and hold the Service harmless against any and all claims and actions arising as a result of the actions or omissions of an intern who is not an employee of the Service provided that it can be demonstrated that appropriate supervision was available;

i. Ensure that students assigned to the Service have been trained and instructed to conduct themselves in compliance with patient privacy and/or HIPAA requirements;

j. Agree that during the field internship the student must always serve as a third rider and that the student will never be part of assigned two-person EMT crew;

k. All students will follow NMETC uniform policy for field internship as well as meet any and all professional dress and grooming standards of the service;

l. Ensure that all students have passed a nationwide criminal back ground check and that satisfactory results are found in a 10-panel Drug screen.

~~l.~~m. An honorarium fee will be paid to the City of Burlington at the rate of $1.50 per hour for up to 300 hours (actual hours that student does internship with this Service), which will be paid by invoice at the end of the internship.

3. BOTH PARTIES SHALL:

a. Agree that students assigned to the Service shall in no way be interpreted to be employees of the Service unless said student is in fact an employee coincidentally enrolled in the Training Program;

b. Agree to be responsible to the other parties concerns and needs, acting in a timely manner to resolve all problems and meet all reasonable needs.

HEREBY signed,

(NMETC)
National Medical Education & Training Center

Signed: _____ Date: ~~2/21/2020~~11/12/2020

Name: Brad Newbury MPA, NRP, I/C

Title: President/CEO

Burlington Fire Department

Signed: _____ Date: _____

Name: _____

Title: _____

Return to Agenda

ITEM #: 9

CHECK ONE:

NEW BUS. X

OLD BUS. _____

AGENDA ITEM

Council Date: November 24, 2020 Subject: Two (2) Appointments to the Parks Board

Submitted By: Greg Young – City Administrator

Attachments: Parks Board Applications Public Hearing Required: YES ( ) NO (**X**)

HISTORY AND SUMMARY

The Parks Board currently has openings and the City has received two (2) applications. Administration is asking for these applicants to be appointed to the Parks Board

ALTERNATIVES CONSIDERED

If for some reason a majority of the City Council do not feel that one or both of these applicants are not qualified to serve of the Board, they can reject the application.

CURRENT AND FUTURE BUDGET RAMIFICATIONS

None

LEGAL ASPECTS – LEGAL REVIEW

None identified

STAFF RECOMMENDATION

Staff is recommending that the Council approve these appointments.

SUGGESTED COUNCIL MOTION LANGUAGE

"I move to appoint Marylynn Baker and Robert Norman to the Burlington Parks Board"

CITY OF Burlington
SKAGIT COUNTY, WASHINGTON INCORPORATED 1902

PARK BOARD MEMBER APPLICATION

(360) 755-0531 or badmin@burlingtonwa.gov

New Member Contact Information

Name Marylynn Baker (Fiscus) Date 11/2/2020

Home Address 1116 E Hazel Ave City/St/Zip Burlington WA 98233

Mailing Address (if different)

Home Phone 360-421-8124 Work Phone Cell Phone 360-421-8124

Email Address marylynnbaker@yahoo.com

Length of Residence in Burlington (years/months) 33 years

New Member Background Information *(attach additional sheets if necessary)*

Please list your job title, duties, formal education, and/or prior experience that relates to the Park Board.

Para Prassional - Northwest Educational School District: work with children K-12 grade. I have a BA in Human Services from WWU. I grew up playing softball, tennis, volleyball, basket ball, love hiking and the outdoors

Please list your organizational affiliations that relates to the Park Board.

Christ the King Youth program, NWESD

Specify your main area of interest(s) and why (feel free to select more than one):

- ☐ Recreation Programming:
- ☒ Parks Planning & Development: To ensure access for all people (ADA)
- ☒ Maintain/Develop Partnerships: Enjoy working on a team, ensure the parks are safe for kids
- ☒ Grants and Sponsorships: + 5 years of working with grants + compliancy

Describe why you are seeking appointment to the Burlington Parks Board.

To protect and to ensure park safety and accessibity for the future.

References not Related to Applicant

Name Steve Sexton Phone 360-755-9600 Relationship Friend

Name Jim Rabenstein Phone 360-630-6783 Relationship Friend

Any Other Relevant Information

I have over 10 year of experience working around ADA compliancy, over 15 years experience working with children, one year as a planner with Skagit Transit.

Community Service Agreement

The undersigned volunteer understands the nature and content of their duties, and in consideration of being permitted to participate in the volunteer program, agrees as follows:

1. To waive and release any and all claims for injuries or damages against the City of Burlington, it's officers, agents or employees which may arise out of, or in any way connected with the manner in which the duties are conducted; and,
2. To defend, indemnify, and hold harmless the City of Burlington, it's officers, agents and employees, from any liability for damage or claims for damage for personal injury, including death, and property damage, which may arise out of in in any way be connected with the manner in which the duties of a park board member are carried out.

I authorize the City of Burlington, it's agents at the time of my application for volunteer, or anytime during my service, to verify the information contained in this application as it relates to the volunteer position. I certify my statements in this application are true, complete and correct to the best of my knowledge and belief. I understand any falsification or omission of information may bar me from continued volunteerism.

Signature of participant or, if under 18 years signature of parent/guardian:

Signature: Marylynn Baker (Fiscus) Date 11/3/20

Email your New Member Application along with your Letter of Interest to badmin@burlingtonwa.gov

or drop off/mail your information to the address below:

City of Burlington
ATTN: Mayor Steve Sexton
833 S. Spruce Street
Burlington WA 98233

Please call (360) 755-0531 with any questions.

Marylynn (Fiscus) Baker
1116 E. Hazel Ave
Burlington, WA 98233
marylynnbaker@yahoo.com
360-421-8124

Dear Mayor Sexton,

I was informed that the Burlington Parks and Recreation Board has an open position and is wanting to fill that vacancy.

I have lived in Burlington for the last 33 years. While living in the city, I have accessed many of its parks and has used some of its facilities. I have enjoyed over the years being able to walk to my neighborhood park with my children. I want to take part in ensuring that in the future that families have the same access and availability as my children had growing up. This is the main reason for which I would like to join the Parks and Recreation Board.

If allowed to join the board, I would be bringing a wide range of experience including work with grants and grant compliancy, service level planning, over 10 years of working with people with disabilities, elderly and ADA compliancy. I have over 20 years of experience playing in competitive sports including: tennis, softball, volleyball, and basketball. Next, I have over 15 years working with children, their family and as a parent of two children. Lastly, my passion for enjoying the outdoors including hiking, camping, fishing, and gardening.

Once on the board, I would like to help with the planning with the open spaces project. To be able to help remove the barriers currently in place for people to be able to access services. I would like to help in developing a plan that including funding options to help ensure sustainably of the parks for the future and to ensure that money is spent on services which will benefit a wide range of ages and abilities. Lastly, I would like the ensure that all Burlington residents in the future have access to safe, functional and ADA accessible parks to enjoy regardless of his/her income, age and/or abilities.

Sincerely

Marylynn Baker (Fiscus)

Marylynn (Fiscus) Baker

CITY OF Burlington
SKAGIT COUNTY, WASHINGTON INCORPORATED 1902

PARK BOARD MEMBER APPLICATION

(360) 755-0531 or badmin@burlingtonwa.gov

New Member Contact Information

Name **Robert Norman** Date **02/04/2020**

Home Address **19955 Hill Vue Pl** City/St/Zip **Burlington, WA, 98233**

Mailing Address (if different) _____

Home Phone **360-982-2072** Work Phone **360-298-8975** Cell Phone **510-334-4384**

Email Address **Normanology@yahoo.com**

Length of Residence in Burlington (years/months) **5 years, 4 months**

New Member Background Information *(attach additional sheets if necessary)*

Please list your job title, duties, formal education, and/or prior experience that relates to the Park Board.

I am a Project Manager & Coordinator in the Petrochemical Industry, in the 20 plus years I have been in the business I have served in a multitude of positions and completed several projects on time and under budget. Since moving into our city my wife and I have served on several boards and community outreach programs throughout Skagit Valley.

Please list your organizational affiliations that relates to the Park Board.

Current President of Burlington Edison Youth Football and Cheer
Current Vice President of North Cascade Youth Football League - South
Current Coach of Burlington Edison & Mount Vernon Youth Rugby - by way of Chuckanut Bay Rugby

Specify your main area of interest(s) and why (feel free to select more than one):

- ☑ Recreation Programming: **General engagement of community in currently offered programs, facilitate**
- ☑ Parks Planning & Development: **To help facilitate locations for out youth sports programs.**
- ☑ Maintain/Develop Partnerships: **Influence of Regional groups, Rugby WA & USA Rugby also PFHOF h**
- ☑ Grants and Sponsorships: **Ability to align with Regional groups for potential one stop/full service locati**

Describe why you are seeking appointment to the Burlington Parks Board.

I have taken part in each step of the PROS plan that has been communicated to the community. My personal impact on youth sports in the region includes two sports that I am absolutely passionate about, Football & Rugby. My family's involvement in community does not stop there nor does it limit itself. Since taking over Burlington Edison Youth Football I have ensured that the young men and women of our league support and understand what community involvement truly means. We've had representatives at nearly every function the city and parks and rec has held over the last few years. I personal goal would be to not only have a focus of youth sports but the overall appreciation for the park system and the sustainability/functionality of our park system.

References not Related to Applicant

Name	Michelle Stanek	Phone	13607089460	Relationship	Friend
Name	Steven Weyrauch	Phone	13609412568	Relationship	Friend

Any Other Relevant Information

Community Service Agreement

The undersigned volunteer understands the nature and content of their duties, and in consideration of being permitted to participate in the volunteer program, agrees as follows:

1. To waive and release any and all claims for injuries or damages against the City of Burlington, it's officers, agents or employees which may arise out of, or in any way connected with the manner in which the duties are conducted; and,
2. To defend, indemnify, and hold harmless the City of Burlington, it's officers, agents and employees, from any liability for damage or claims for damage for personal injury, including death, and property damage, which may arise out of in in any way be connected with the manner in which the duties of a park board member are carried out.

I authorize the City of Burlington, it's agents at the time of my application for volunteer, or anytime during my service, to verify the information contained in this application as it relates to the volunteer position. I certify my statements in this application are true, complete and correct to the best of my knowledge and belief. I understand any falsification or omission of information may bar me from continued volunteerism.

Signature of participant or, if under 18 years signature of parent/guardian:

Signature: *Robert E. Norman* Date *02/04/2020*

Email your New Member Application along with your Letter of Interest to badmin@burlingtonwa.gov

or drop off/mail your information to the address below:

City of Burlington
ATTN: Mayor Steve Sexton
833 S. Spruce Street
Burlington WA 98233

Please call (360) 755-0531 with any questions.

Return to Agenda